

BARNEGAT TOWNSHIP SCHOOL DISTRICT

Barnegat, New Jersey
County of Ocean

**ANNUAL COMPREHENSIVE FINANCIAL REPORT
YEAR ENDED JUNE 30, 2022**

**ANNUAL COMPREHENSIVE FINANCIAL REPORT
OF THE
BARNEGAT TOWNSHIP SCHOOL DISTRICT
BARNEGAT, NEW JERSEY**



**BARNEGAT TOWNSHIP
SCHOOL DISTRICT**

YEAR ENDED JUNE 30, 2022

**PREPARED BY DISTRICT FINANCE OFFICER
SCHOOL BUSINESS ADMINISTRATOR/BOARD SECRETARY
STEPHEN BRENNAN**

TABLE OF CONTENTS

	PAGE
INTRODUCTORY SECTION (First Section)	
Letter of Transmittal	1
Organizational Chart	7
Roster of Officials	8
Consultants and Advisors	9
FINANCIAL SECTION (Second Section)	
Independent Auditor's Report	13
REQUIRED SUPPLEMENTARY INFORMATION – PART I	
Management's Discussion and Analysis	19
BASIC FINANCIAL STATEMENTS	
A. Government-Wide Financial Statements:	
A-1 Statement of Net Position	31
A-2 Statement of Activities	32
B. Fund Financial Statements:	
B-1 Balance Sheet	37
B-2 Statement of Revenues, Expenditures and Changes in Fund Balances	38
B-3 Reconciliation of the Statement of Revenues, Expenditures and Changes in Fund Balances of Governmental Funds to the Statement of Activities	39
Proprietary Funds:	
B-4 Statement of Net Position	43
B-5 Statement of Revenues, Expenditures and Changes in Fund Net Position	44
B-6 Statement of Cash Flows	45
Fiduciary Funds - Not Applicable	N/A
Notes to Financial Statements	51
REQUIRED SUPPLEMENTARY INFORMATION – PART II	
C. Budgetary Comparison Schedules	
C-1 Budgetary Comparison Schedule – General Fund	93
C-2 Budgetary Comparison Schedule – Special Revenue Fund	105
Notes to the Required Supplementary Information - Part II	
C-3 Budget-to-GAAP Reconciliation	109

TABLE OF CONTENTS

	PAGE
REQUIRED SUPPLEMENTARY INFORMATION – PART III	
L. Schedules Related to Accounting and Reporting for Pensions (GASB 68)	
L-1 Schedule of the District's Proportionate Share of the Net Pension Liability - PERS	115
L-2 Schedule of the School District Contributions - PERS	116
L-3 Schedule of the District's Proportionate Share of the Net Pension Liability - TPAF	117
M. Schedules Related to Accounting and Reporting for Other Post Employment Benefits (GASB 75)	
M-1 Schedule of Changes in the Net OPEB Liability and Related Ratios - OPEB	121
Notes to the Required Supplementary Information - Part III	125
OTHER SUPPLEMENTARY INFORMATION	
D. School Based Budget Schedules Fund (if applicable):	
D-1 Combining Balance Sheet	N/A
D-2 Blended Resource Fund - Schedule of Expenditures Allocated by Resource Type - Actual	N/A
D-3 Blended Resource Fund - Schedule of Blended Expenditures - Budget and Actual	N/A
E. Special Revenue Fund:	
E-1 Combining Schedule of Program Revenues & Expenditures - Special Revenue Fund – Budgetary Basis	133
E-2 Preschool Education Aid Schedule(s) of Expenditures - Budgetary Basis	137
F. Capital Projects Fund:	
F-1 Summary Schedule of Project Expenditures	N/A
F-2 Summary Schedule of Revenues, Expenditures and Changes in Fund Balance – Budgetary Basis	N/A
H. Fiduciary Funds - Not Applicable	
I. Long-Term Debt:	
I-1 Schedule of Serial Bonds Payable	145
I-2 Schedule of Obligations Under Leases and Financed Purchases	146
I-3 Debt Service Fund - Budgetary Comparison Schedule	147

TABLE OF CONTENTS

PAGE

STATISTICAL SECTION (Unaudited) (Third Section)

Financial Trends:

J-1	Net Position by Component	153
J-2	Changes in Net Position	154
J-3	Fund Balances – Governmental Funds	156
J-4	Changes in Fund Balances – Governmental Funds	157
J-5	General Fund - Other Local Revenue by Source	158

Revenue Capacity:

J-6	Assessed Value & Actual Value of Taxable Property	161
J-7	Direct and Overlapping Property Tax Rates	162
J-8	Principal Property Taxpayers	163
J-9	Property Tax Levies and Collections	164

Debt Capacity:

J-10	Ratios of Outstanding Debt by Type	167
J-11	Ratios of Net General Bonded Debt Outstanding	168
J-12	Ratios of Overlapping Governmental Activities Debt	169
J-13	Legal Debt Margin Information	170

Demographic & Economic Information:

J-14	Demographic & Economic Statistics	173
J-15	Principal Employers	174

Operating Information:

J-16	Full-Time Equivalent District Employees by Function/Program	177
J-17	Operating Statistics	178
J-18	School Building Information	179
J-19	Schedule of Required Maintenance	180
J-20	Insurance Schedule	181

SINGLE AUDIT SECTION (Fourth Section)

K-1	Independent Auditor's Report on Internal Control Over Financial Reporting and on Compliance and Other Matters Based on an Audit of Financial Statements Performed in Accordance With Government Auditing Standards	185
K-2	Independent Auditor's Report on Compliance for Each Major Program and on Internal Control Over Compliance in Accordance with Uniform Guidance and New Jersey OMB Circular Letter 15-08	187
K-3	Schedule of Expenditures of Federal Awards, Schedule A	191
K-4	Schedule of Expenditures of State Financial Assistance, Schedule B	193
K-5	Notes to Schedules of Expenditures of Federal Awards and State Financial Assistance	195
K-6	Schedule of Findings and Questioned Cost - Part I, II & III	197
K-7	Summary Schedule of Prior Year Audit Findings	201

This page intentionally left blank

INTRODUCTORY SECTION

This page intentionally left blank



BARNEGAT TOWNSHIP SCHOOL DISTRICT

550 BARNEGAT BOULEVARD NORTH
BARNEGAT, NEW JERSEY 08005
(609) 698-5800 FAX (609) 660-5974

Dr. Brian Latwis
Superintendent of Schools

Stephen J. Brennan, MBA, CPA
Business Administrator/Board Secretary

March 10, 2023

The Honorable President and Members
of the Board of Education
Barnegat Township School District
County of Ocean, New Jersey

Dear Board Members/Citizens:

The Annual Comprehensive Financial Report (ACFR) of the Barnegat Township School District for the fiscal year ended June 30, 2022, is hereby submitted. Responsibility for both the accuracy of the data and completeness and fairness of the presentation, including all disclosures, rests with the management of the Barnegat Township School District. To the best of our knowledge and belief, the data presented in this report is accurate in all material respects and is reported in a manner designed to present fairly, in all material respects, the respective financial position of the governmental activities, the business-type activities, each major fund, and the aggregate remaining fund information of the district as of June 30, 2022, and the respective changes in financial position and cash flows, where applicable, thereof, for the year then ended in conformity with accounting principles generally accepted in the United States of America. All disclosures necessary to enable the reader to gain an understanding of the District's financial activities have been included.

GAAP requires that management provide a narrative introduction, overview and analysis to accompany the basic financial statements in the form of Management Discussion and Analysis (MD&A). This letter of transmittal is designed to complement the MD&A and should be read in conjunction with it. The MD&A can be found immediately following the report of the independent auditors.

The Annual Comprehensive Financial Report is presented in four sections as follows:

Introductory Section:

Section contains a Letter of Transmittal, Roster of Officials, Consultants and Advisors, and an Organizational Chart.

Financial Section:

Section contains the Independent Auditor's Report and includes the Management's Discussion and Analysis, the Basic Financial Statements, Required Supplementary Information (RSI) and Other Supplementary Information.

Our collective mission is to nurture and educate our children in accordance with all curriculum standards to prepare them for responsible citizenship and success in life.

BOARD OF EDUCATION

Sean O'Brien, *President* Bonnie Levy, *Vice President*

Colleen Angus

Sandra Churney

Carol Greene

Bruno Iamonte

Scott Sarno

Regina Tarnowski

Lauren Washburn

Statistical Section:

Section contains selected financial trends, revenue and debt capacity, demographic, economic and other operating information, generally presented on a multi-year basis.

Our collective mission is to nurture and educate our children in accordance with all curriculum standards to prepare.

Single Audit Section:

The School District is required to undergo an annual Single Audit in conformity with the provisions of Title 2 U.S. Code of Federal Regulations Part 200, Uniform Administrative Requirements, Cost Principles, and Audit Requirements for Federal Awards (Uniform Guidance) and New Jersey OMB's Circular 15-08 OMB, "Single Audit Policy for Recipients of Federal Grants, State Grants and State Aid". Information related to this Single Audit, including the independent auditor's report on the internal control and compliance with applicable laws, regulations, contracts and grants, along with findings and questioned costs, if any, are included in the Single Audit Section of this report.

REPORTING ENTITY AND ITS SERVICES

The Barnegat Township School District is an independent reporting entity within the criteria adopted by the Governmental Accounting Standard Board (GASB) as established by NCGA Statement No. 3. All funds of the School District are included in this report. The School District has no component units. The School District provides a full range of educational services appropriate to grade levels Pre-K through 12. These include regular, as well as special education for children with special needs. The School District's enrollment for the past ten years are detailed below.

Year	Enrollment	% change
2021-2022	3477	1.16%
2020-2021	3437	0.59%
2019-2020	3417	-1.64%
2018-2019	3474	11.00%
2017-2018	3130	-0.06%
2016-2017	3132	-1.23%
2015-2016	3171	-1.61%
2014-2015	3223	-0.46%
2013-2014	3225	-0.46%
2012-2013	3240	0.15%

ECONOMIC CONDITION AND OUTLOOK

The financial condition of the district has been stable over the last 6 years as an operating K -12 school district. In January 2019 the District introduced a new Preschool program through an early childhood grant from the state of New Jersey. The District has maintained an average increase of annual tax rate of approximately 1% over the last six years. This is attributed in part to the status of taxable ratables in the Township of Barnegat. The Board of Education is cognizant that the taxable ratables are primarily residential and have concerns on the impact of the tax burden to the community. Barnegat Township has a diverse population with a varied socio-economic status. The district's experienced moderate increases in enrollment in recent years. Currently the Township continues to build residential housing in various sectors including age restricted, single family, and low-income housing. For the 2021-2022 school year, the general fund was funded 65% by local tax revenues and 35% state aid. Other revenue sources and surplus assist in stabilizing the district budgetary needs and increasing contract costs. State aid has shown a modest to stable average increase over the past six years.

Notably, the district has never fully recovered from 2010-2011 when the State of NJ reduced state aid by over \$2.3 million, and still continues to deduct \$804,000 annually towards School Development Authority debt service assessment. This reduction in revenues continues to affect the district in sustaining programs from year to year. The district continues to experience an influx of students with special needs. Fortunately in 2022, the State decided to increase funding to the district for extraordinary expenses related to special needs students.

If the state funding formula does not continue to support the financial needs of out of district placements and/or in house support programs, it could ultimately have an impact on property taxes. The administration continues to search out and implement district wide character education, and career readiness program partnerships at no cost to the district. These programs range from medical science programs to anti bullying and drug free initiatives.

Because the local taxpayer bears a larger percentage of the burden for education state funding initiatives for school districts in ensuing years will have a major impact on the local tax rate in Barnegat.

MAJOR INITIATIVES

The Barnegat Township School District implemented the following to enhance instructional programs and support students diverse learning needs:

Education and Instruction:

1. Student achievement will remain the main area of focus for all levels of the Organization.
2. Special Education remains a focal point for Barnegat schools because of the belief that no matter the ability every student is best educated within the Barnegat community.
3. All students will benefit from the initiative to increase the utilization of instructional technology.

4. The district continued to use the Danielson framework for teacher evaluation. Teacher selected indicators to be evaluated on within each domain.
5. Professional development will continue to serve as the driving force to support instruction particularly in areas such as Response to Intervention, Differentiated Instruction, Teaching the Whole Child, SEL (Social Emotional Learning), utilizing technology to Improve Instruction.
6. The district has dual enrollment opportunities with Stockton University and Ocean County College for students to earn college credits for coursework taken at Barnegat High School.
7. Barnegat High School is proud to offer a number of different Advanced Placement courses;
8. Barnegat Township School District is proud of its robust visual & performing arts program. Our students have demonstrated success on a wide variety of stages, including the New Jersey Teen Arts Festival and Music in the Parks
9. Despite the impacts of the Pandemic, Barnegat schools still found that students outperformed their counterparts in other areas of the country.

Facilities: Buildings and Grounds:

1. Internal improvements will center upon the District's Long Range Facilities Plan (LRFP).
2. The District is nearing the completion of an Energy Savings Improvement plan that enabled it to reduce its carbon footprint with the expansion of solar energy production, installation of more efficient LED lighting upgrades of obsolete inefficient HVAC systems.

INTERNAL ACCOUNTING CONTROLS

Management of the School District is responsible for establishing and maintaining an internal control structure designed to ensure that the assets of the district are protected from loss, theft and misuse and to ensure that adequate accounting data are completed to allow for the preparation of financial statement in conformity with general accepted accounting principles (GAAP). The internal control structure is designed to provide reasonable, but not absolute, assurance that these objectives are met. The concept of reasonable assurance recognizes that (1) the cost of a control should not exceed the benefits likely to be delivered; and (2) the valuation of costs and benefits require estimates and judgments by management.

As a recipient of federal and state financial assistance, the district also is responsible for ensuring that an adequate internal control structure is in place to ensure compliance with applicable laws and regulations related to those programs. This internal control structure is also subject to periodic evaluations by the district management.

As part of the School District's single audit described earlier, tests are made to determine the adequacy of the internal control structure, including that portion related to federal and state financial assistance programs, as well as to determine that the district has complied with applicable laws and regulations.

BUDGETARY CONTROLS

In addition to internal accounting controls, the School District maintains budgetary controls. The objective of these budgetary controls is to ensure compliance with legal provisions embodied in the annual appropriated budget approved by the voters of the municipality. Annual appropriated budgets are adopted for the general fund, the special revenue fund, and the debt service fund. Project-length budgets are approved for the capital improvements accounted for in the capital projects fund. The final budget amount as amended for the fiscal year is reflected in the financial section. An encumbrance accounting system is used to record outstanding purchase commitments on a line item basis. Open encumbrances at year-end are either cancelled or included as re-appropriations of fund balance in the subsequent year.

ACCOUNTING SYSTEM AND REPORTS

The School District's accounting records reflect generally accepted accounting principles, as promulgated by the Governmental Accounting Standards Board (GASB). The School District's accounting system is organized on the basis of funds. The funds are explained in "Notes to Financial Statements", Note 1.

OTHER INFORMATION


INDEPENDENT AUDIT

State statutes require an annual audit by independent certified public accountants. The accounting firm of Holman, Frenia, Allison, P.C., Certified Public Accounts, was appointed by the Board of Education. In addition to meeting the requirements set in the State statutes, the audit was also designed to meet the requirements of Title 2 U.S. Code of Federal Regulations (CFR) Part 200, Uniform Administrative Requirements, Cost Principles, and Audit Requirements for Federal Awards, and New Jersey OMB's Circular 15-08, Single Audit Policy for Recipients of Federal Grants, State Grants and State Aid. The auditor's report on the basic financial statements and combining statements and related major fund supporting statements and schedules is included in the financial section of this report. The auditor's reports related specifically to the single audit are included in the Single Audit section of this report.


ACKNOWLEDGEMENTS

We would like to express our appreciation to the members of the Board of Education for their concern in providing fiscal accountability to the citizens and taxpayers of the School District and thereby contributing their full support to the development, maintenance, and transparency of our financial operation. The preparation of this report could not have been accomplished without the efficient and dedicated services of our business office staff.

Respectfully submitted,



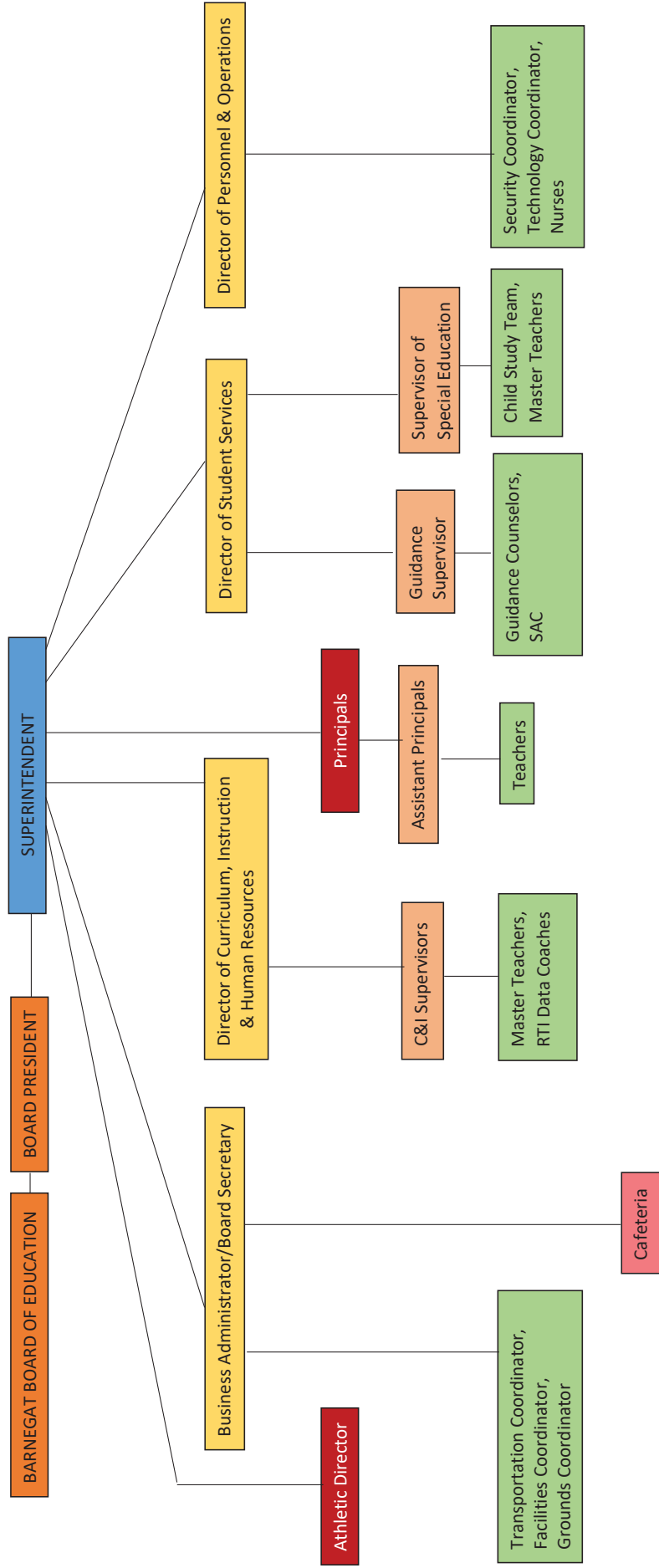
Dr. Brian Latwis, Ed. D
Superintendent



Stephen Brennan, MBA, CPA
School Business Administrator/Board Secretary

This page intentionally left blank

Barnegat Township School District Organizational Chart



APPROVED as of June 2020
Updated March 2021

**BARNEGAT TOWNSHIP SCHOOL DISTRICT
BARNEGAT, NEW JERSEY
ROSTER OF OFFICIALS
JUNE 30, 2022**

Members of the Board of Education

TERM EXPIRES

Sean O'Brien, President	2022
Bonnie Levy, Vice President	2024
Bruno Iamonte	2024
Regina Tarnowski	2024
Robert Sawicki	2022
Richard Quelch	2022
Sandra Churney	2023
Michael Hickey	2022
Michael Moore	2022

Other Officials

Dr. Brian Latwis, Superintendent of Schools
Stephen Brennan, School Business Administrator/Board Secretary
Patricia Christopher, Treasurer of School Monies
Martin Buckley, Esq., Board Attorney

**BARNEGAT TOWNSHIP SCHOOL DISTRICT
BARNEGAT, NEW JERSEY
CONSULTANTS AND ADVISORS
JUNE 30, 2022**

AUDITOR/AUDIT FIRM

Matthew F. Holman, CPA, PSA
Holman Frenia Allison, P. C.
1985 Cedar Bridge Ave, Suite 3
Lakewood, New Jersey 08701

ATTORNEY

Martin Buckley, Esq.
Dasti, Murphy, McCuckin, Ulaky, Koutsouris & Connors
620 West Lacey Road, P.O. Box 1057
Forked River, New Jersey 08731

OFFICIAL DEPOSITORY

Ocean First Bank
975 Hooper Ave
Toms River, New Jersey 08753

This page intentionally left blank

FINANCIAL SECTION

Second Section

This page intentionally left blank



INDEPENDENT AUDITOR'S REPORT

Honorable President and Members
of the Board of Education
Barnegat Township School District
County of Ocean
Barnegat, New Jersey 08005

Report on the Audit of the Financial Statements

Opinions

We have audited the accompanying financial statements of the governmental activities, the business-type activities, each major fund and the aggregate remaining fund information of the Barnegat Township School District, County of Ocean, State of New Jersey, as of and for the fiscal year ended, June 30, 2022, and the related notes to the financial statements, which collectively comprise the School District's basic financial statements as listed in the table of contents.

In our opinion, the financial statements referred to above present fairly, in all material respects, the respective financial position of the governmental activities, the business-type activities, each major fund and the aggregate remaining fund information of the School District as of June 30, 2022, and the respective changes in financial position and, where applicable, cash flows thereof for the year then ended in accordance with accounting principles generally accepted in the United States of America.

Basis for Opinions

We conducted our audit in accordance with auditing standards generally accepted in the United States of America and the standards applicable to financial audits contained in *Government Auditing Standards*, issued by the Comptroller General of the United States; and in compliance with audit requirements prescribed by the Office of School Finance, Department of Education, State of New Jersey. Our responsibilities under those standards are further described in the Auditor's Responsibilities for the Audit of the Financial Statements section of our report. We are required to be independent of the School District and to meet our other ethical responsibilities, in accordance with the relevant ethical requirements relating to our audit. We believe that the audit evidence we have obtained is sufficient and appropriate to provide a basis for our audit opinions.

Emphasis of Matter

Change in Accounting Principle

As discussed in Note 1 to the financial statements, during the fiscal year ended June 30, 2022 the District adopted Governmental Accounting Standards Board (GASB) Statement No. 87, *Leases*. Our opinion is not modified with respect to this matter.

Responsibilities of Management for the Financial Statements

Management is responsible for the preparation and fair presentation of these financial statements in accordance with accounting principles generally accepted in the United States of America; this includes the design, implementation, and maintenance of internal controls relevant to the preparation and fair presentation of financial statements that are free from material misstatement, whether due to fraud or error.

In preparing the financial statements, management is required to evaluate whether there are conditions or events, considered in the aggregate, that raise substantial doubt about the School District's ability to continue as a going concern for twelve months beyond the financial statement date, including any currently known information that may raise substantial doubt shortly thereafter.

Auditor's Responsibility

Our objectives are to obtain reasonable assurance about whether the financial statements as a whole are free from material misstatement, whether due to fraud or error, and to issue an auditor's report that includes our opinion. Reasonable assurance is a high level of assurance but is not absolute assurance and therefore is not a guarantee that an audit conducted in accordance with generally accepted auditing standards, *Government Auditing Standards*, and audit requirements prescribed by the Office of School Finance, Department of Education, State of New Jersey will always detect a material misstatement when it exists. The risk of not detecting a material misstatement resulting from fraud is higher than for one resulting from error, as fraud may involve collusion, forgery, intentional omissions, misrepresentations, or the override of internal control. Misstatements are considered material if there is a substantial likelihood that, individually or in the aggregate, they would influence the judgment made by a reasonable user based on the financial statements.

In performing an audit in accordance with generally accepted auditing standards, *Government Auditing Standards* and audit requirements prescribed by the Office of School Finance, Department of Education, State of New Jersey, we:

- Exercise professional judgment and maintain professional skepticism throughout the audit.
- Identify and assess the risks of material misstatement of the financial statements, whether due to fraud or error, and design and perform audit procedures responsive to those risks. Such procedures include examining, on a test basis, evidence regarding the amounts and disclosures in the financial statements.
- Obtain an understanding of internal control relevant to the audit in order to design audit procedures that are appropriate in the circumstances, but not for the purpose of expressing an opinion on the effectiveness of the School District's internal control. Accordingly, no such opinion is expressed.
- Evaluate the appropriateness of accounting policies used and the reasonableness of significant accounting estimates made by management, as well as evaluate the overall presentation of the financial statements.
- Conclude whether, in our judgment, there are conditions or events, considered in the aggregate, that raise substantial doubt about the School District's ability to continue as a going concern for a reasonable period of time.

We are required to communicate with those charged with governance regarding, among other matters, the planned scope and timing of the audit, significant audit findings, and certain internal control-related matters that we identified during the audit.

Required Supplementary Information

Accounting principles generally accepted in the United States of America require that the management's discussion and analysis, budgetary comparison information, and the schedules related to accounting and reporting for pensions and other post employment benefits, as listed in the table of contents be presented to supplement the basic financial statements. Such information, although not a part of the basic financial statements, is required by the Governmental Accounting Standards Board who considers it to be an essential part of financial reporting for placing the basic financial statements in an appropriate operational, economic, or historical context. We have applied certain limited procedures to the required supplementary information in accordance with auditing standards generally accepted in the United States of America, which consisted of inquiries of management about the methods of preparing the information and comparing the information for consistency with management's responses to our inquiries, the basic financial statements, and other knowledge we obtained during our audit of the basic financial statements. We do not express an opinion or provide any assurance on the information because the limited procedures do not provide us with sufficient evidence to express an opinion or provide any assurance.

Supplementary Information

Our audit was conducted for the purpose of forming opinions on the financial statements that collectively comprise the School District's basic financial statements. The introductory section, combining statements and related major fund supporting statements and schedules, and statistical section are presented for purposes of additional analysis, as required by the Division of Administration and Finance, Department of Education, State of New Jersey, and are not a required part of the basic financial statements. The accompanying schedules of expenditures of federal awards and state financial assistance, as required by Title 2 U.S. Code of Federal Regulations (CFR) Part 200, *Uniform Administrative Requirements, Cost Principles, and Audit Requirements for Federal Awards* and New Jersey OMB's Circular 15-08, *Single Audit Policy for Recipients of Federal Grants, State Grants and State Aid* are presented for purposes of additional analysis and are not a required part of the basic financial statements.

Such information is the responsibility of management and was derived from and relates directly to the underlying accounting and other records used to prepare the basic financial statements. The information has been subjected to the auditing procedures applied in the audit of the basic financial statements and certain additional procedures, including comparing and reconciling such information directly to the underlying accounting and other records used to prepare the basic financial statements or to the basic financial statements themselves, and other additional procedures in accordance with auditing standards generally accepted in the United States of America. In our opinion, the accompanying combining statements and related major fund supporting statements and schedules and schedules of expenditures of federal awards and state financial assistance are fairly stated, in all material respects, in relation to the basic financial statements as a whole.

Other Information

Management is responsible for the other information included in the annual report. The other information comprises the introductory and statistical sections but does not include the basic financial statements and our auditor’s report thereon. Our opinions on the basic financial statements do not cover the other information, and we do not express an opinion or any form of assurance thereon.

In connection with our audit of the basic financial statements, our responsibility is to read the other information and consider whether a material inconsistency exists between the other information and the basic financial statements, or the other information otherwise appears to be materially misstated. If, based on the work performed, we conclude that an uncorrected material misstatement of the other information exists, we are required to describe it in our report.

Other Reporting Required by Government Auditing Standards

In accordance with *Government Auditing Standards* , we have also issued our report dated March 10, 2023 on our consideration of the School District’s internal control over financial reporting and on our tests of its compliance with certain provisions of laws, regulations, contracts, and grant agreements and other matters. The purpose of that report is to describe the scope of our testing of internal control over financial reporting and compliance and the results of that testing, and not to provide an opinion on internal control over financial reporting or on compliance. That report is an integral part of an audit performed in accordance with *Government Auditing Standards* in considering the School District’s internal control over financial reporting and compliance.

Respectfully Submitted,

HOLMAN FRENIA ALLISON, P.C.

Matthew F. Holman
Certified Public Accountant
Public School Accountant, #20CS00260100

Lakewood, New Jersey
March 10, 2023

This page intentionally left blank

REQUIRED SUPPLEMENTARY INFORMATION - PART I

Management's Discussion and Analysis

This page intentionally left blank

BARNEGAT TOWNSHIP SCHOOL DISTRICT

MANAGEMENT'S DISCUSSION AND ANALYSIS YEAR ENDED JUNE 30, 2022 UNAUDITED

This section of the Barnegat Township School District's Annual Comprehensive Financial Report presents our discussion and analysis of the District's financial performance during the fiscal year that ended on June 30, 2022. Please read it in conjunction with the transmittal letter at the front of this report and the District's financial statements, which immediately follow this section.

Management's Discussion and Analysis (MD&A) is an element of Required Supplementary Information specified in the Governmental Accounting Standards Board's (GASB) Statement No. 34 - *Basic Financial Statements-Management's Discussion and Analysis-for State and Local Governments* issued in June 1999 that is also required by the New Jersey State Department of Education. Certain comparative information between the current fiscal year (2021-2022) and the prior fiscal year (2020-2021) is required to be presented in the MD&A.

As described in Note 21 to the financial statements, "Prior Period Adjustment/Restatement of Net Position", the District has adopted the provisions of GASB Statement No. 87, *Leases*, for the year ended June 30, 2022. The adoption of this principle resulted in a restatement of the District's opening net position as of July 1, 2021 in the amount of \$906,022.10, as indicated in Note 21 to the financial statements.

FINANCIAL HIGHLIGHTS

Key financial highlights for 2022 are as follows:

- In total, net position of governmental activities decreased \$1,566,919.35, which represents a 2.11% decrease from 2021. Total net position of business-type activities increased \$253,911.37, which represents a 25.44% increase from 2021.
- General revenues accounted for \$60,823,101.51 in revenue or 71.14% of all revenues. Program specific revenues in the form of charges for services, operating grants and contributions, and capital grants and contributions accounted for \$24,669,063.33 or 28.86% of total revenues of \$85,492,164.84.
- Total assets of governmental activities decreased by \$7,270,420.15 as cash and cash equivalents decreased by \$2,400,938.21, receivables decreased by \$2,243,808.46, restricted cash and cash equivalents increased by \$131,740.80, right to use assets decreased by \$1,415,133.50, and total capital assets decreased by \$2,437,636.93.
- Total liabilities of governmental activities decreased by \$8,187,965.20 as current liabilities decreased by \$1,580,463.10, and long-term obligations decreased by \$6,556,502.10.
- The District had \$84,746,150.32 in governmental activity expenses; only \$22,137,565.75 of these expenses were offset by program specific charges for services, grants, or contributions. General revenues from governmental activities (primarily property taxes) of \$61,041,665.22 were not adequate to provide for these programs, resulting in a decrease in net position for governmental activities of \$1,566,919.35.
- In the governmental funds, the general fund had \$70,073,200.96 in revenues and other financing sources and \$72,872,403.63 in expenditures. The general fund's fund balance decreased by \$2,799,202.67 over 2021.

USING THIS ANNUAL COMPREHENSIVE FINANCIAL REPORT (ACFR)

This annual report consists of a series of financial statements and notes to these financial statements. These statements are organized in a way to allow the reader to understand the Barnegat Township School District as a financial whole, an entire operating entity. The statements then proceed to provide an increasingly detailed look at specific financial activities.

This discussion and analysis is intended to serve as an introduction to the District's basic financial statements. The District's basic financial statements are comprised of three components: 1) Government-wide financial statements, 2) Fund financial statements, and 3) Notes to the financial statements. This report also contains required supplementary information and other supplementary information in addition to the basic financial statements themselves.

Government-Wide Financial Statements. The government-wide financial statements are designed to provide readers with an overview of the District's finances, in a manner similar to a private-sector business.

The Statement of Net Position (A-1) presents information on the difference between assets plus deferred outflows of resources and liabilities plus deferred inflows of resources reported as net position. Over time, increases or decreases in net position may serve as a useful indicator of whether the financial position of the District is improving or deteriorating.

The Statement of Changes in Net Position (A-2) presents information showing how the net position of the District changed during the most recent fiscal year. All changes in net position are reported as soon as the underlying event giving rise to the change occurs, regardless of the timing of related cash flows. Thus, revenues and expenses are reported in this statement for some items that will only result in cash flows in future fiscal periods of the district.

The government-wide financial statements can be found as Exhibits A-1 and A-2 in this report.

Fund Financial Statements. A fund is a group of related accounts that is used to maintain control over resources that have been segregated for specific activities or objectives. The District, like other state and local governments, uses fund accounting to ensure and demonstrate compliance with finance-related legal requirements. All of the funds of the District can be divided into three categories: governmental funds, proprietary funds and fiduciary funds.

Governmental Funds

Governmental funds are used to account for essentially the same functions reported as governmental activities in the government-wide financial statements. However, unlike the government-wide financial statements, governmental fund financial statements focus on the near-term inflows and outflows of spendable resources, as well as on balances of spendable resources available at the end of the fiscal year. Such information may be useful in evaluating the District's near-term financing requirements.

Because the focus of governmental funds is narrower than that of the government-wide financial statements, it is useful to compare the information presented for governmental funds with similar information presented for governmental activities in the government-wide financial statements. By doing so, readers may better understand the long-term impact of the District's near-term financing decisions. Both the governmental fund balance sheet and the governmental fund statement of revenues, expenditures, and changes in fund balance provide a reconciliation to facilitate this comparison between governmental funds and governmental activities.

The District maintains four individual governmental funds. Information is presented separately in the governmental fund balance sheet and the governmental fund statement of revenues, expenditures and changes in fund balance for the general fund, special revenue fund, capital projects fund, and debt service fund, all of which are considered to be major funds.

The general and special revenue funds utilize a legally adopted annual budget. A budgetary comparison statement has been provided for the general fund and special revenue fund to demonstrate compliance with this budget.

The basic governmental fund financial statements can be found as Exhibits B-1 through B-3 in this report.

Proprietary Funds

The District maintains one proprietary fund type, an enterprise fund. The enterprise fund is used to account for operations that are financed and operated in a manner similar to private business enterprises, where the intent of the District is that the costs of providing goods or services be financed through user charges. The food service fund is the major enterprise fund and provides for the operation of food services in all schools within the District. The District has 3 other proprietary funds and have been included within business-type activities in the district-wide financial statements.

The enterprise fund detail financial statements can be found as Exhibits B-4 through B-6 in this report.

Fiduciary Funds

Fiduciary funds are used to account for resources held for the benefit of parties outside the governmental entity. Fiduciary funds are not reflected in the district-wide financial statement because the resources of those funds are not available to support the District's own programs.

Notes to the Financial Statements. The notes provide additional information that is essential for a full understanding of the data provided in the district-wide and fund financial statements. The notes to the financial statements can be found after the fund financial statements in this report.

Other Information. The combining and individual fund statements referred to earlier in connection with governmental and enterprise funds are presented immediately following the notes to the financial statements.

Government-Wide Financial Analysis

The District's financial position is the result of several types of financial transactions, including the net results of activities, the acquisition and payment of debt, the acquisition and disposal of capital assets, and the depreciation of capital assets.

As noted earlier, net position may serve over time as a useful indicator of the District's financial position. The following table provides a summary of net position for June 30, 2022 and 2021, respectively:

Net Position
June 30, 2022

	Governmental Activities		Business-Type Activities	
	<u>2022</u>	<u>2021</u>	<u>2022</u>	<u>2021</u>
Assets				
Current and Other				
Assets	\$ 22,921,534.55	\$ 19,036,909.88	\$ 1,053,157.85	\$ 841,548.33
Capital Assets, Net	102,267,641.23	113,422,686.05	249,917.33	156,615.48
Total Assets	<u>125,189,175.78</u>	<u>132,459,595.93</u>	<u>1,303,075.18</u>	<u>998,163.81</u>
Deferred Outflows of Resources				
Deferred Outflows				
Relating to Pension	2,166,898.00	3,283,173.00	-	-
Deferred Loss on				
Refunding of Debt	741,681.04	823,941.34	-	-
Total Deferred Outflows of Resources	<u>2,908,579.04</u>	<u>4,107,114.34</u>	<u>-</u>	<u>-</u>
Liabilities				
Long-Term Liabilities	45,653,196.54	52,209,698.64	-	-
Other Liabilities	3,990,516.78	5,621,979.88	51,000.00	42,617.49
Total Liabilities	<u>49,643,713.32</u>	<u>57,831,678.52</u>	<u>51,000.00</u>	<u>42,617.49</u>
Deferred Inflows of Resources				
Deferred Inflows				
Relating to Pension	5,760,350.00	5,380,443.00	-	-
Total Deferred Inflows of Resources	<u>5,760,350.00</u>	<u>5,380,443.00</u>	<u>-</u>	<u>-</u>
Net Position				
Net Investment in				
Capital Assets	76,783,954.81	77,022,031.29	249,917.33	156,615.48
Restricted	9,431,312.64	12,978,005.95	-	-
Unrestricted	(13,521,575.95)	(16,645,448.49)	1,002,157.85	841,548.33
Total Net Position	<u>\$ 72,693,691.50</u>	<u>\$ 73,354,588.75</u>	<u>\$ 1,252,075.18</u>	<u>\$ 998,163.81</u>

The District's largest net position component is the Capital Assets portion as shown above.

Restricted net position decreased \$3,546,693.31 from the prior year to \$9,431,312.64 at June 30, 2022.

Unrestricted net position may be used to meet the District's ongoing operating obligations to vendors, debtors and employees. The unrestricted net position includes the unassigned General Fund balance netted with the amount of long-term obligations that are not invested in capital assets. The (\$13,521,575.95) is shown as unrestricted net position for Governmental Activities.

The following table provides a summary of revenues and expenses for the District’s governmental and business-type activities and the change in net position for June 30, 2022 and 2021. Significant variances in revenues and expenditures from year to year, and explanations thereof, are detailed in the ‘Financial Analysis of the District’s Funds’ section later in this report.

	June 30, 2022		
	Governmental	Business-Type	<u>Total</u>
	<u>Activities</u>	<u>Activities</u>	
Revenues:			
Program Revenues:			
Charges for Services	\$ -	\$ 94,475.20	\$ 94,475.20
Operating Grants and Contributions	22,137,565.75	2,437,022.38	24,574,588.13
General Revenues:			
Property Taxes	35,900,417.52	-	35,900,417.52
Federal and State Aid	24,404,349.21	-	24,404,349.21
Miscellaneous	516,534.85	1,799.93	518,334.78
Transfers In/(Out)	220,363.64	(220,363.64)	-
Total Revenues	83,179,230.97	2,312,933.87	85,492,164.84
Expenses:			
Instructional Services	45,815,468.45	-	45,815,468.45
Support Services	36,947,959.71	2,059,022.50	39,006,982.21
Interest and Other Charges	1,982,722.16	-	1,982,722.16
Total Expenses	84,746,150.32	2,059,022.50	86,805,172.82
Change in Net Position	(1,566,919.35)	253,911.37	(1,313,007.98)
Net Position, Beginning (Restated)*	74,260,610.85	998,163.81	75,258,774.66
Net Position, Ending	\$ 72,693,691.50	\$ 1,252,075.18	\$ 73,945,766.68
June 30, 2021			
	Governmental	Business-Type	<u>Total</u>
	<u>Activities</u>	<u>Activities</u>	
Revenues:			
Program Revenues:			
Charges for Services	\$ -	\$ 8,197.37	\$ 8,197.37
Operating Grants and Contributions	24,814,740.23	1,069,921.73	25,884,661.96
General Revenues:			
Property Taxes	34,761,528.00	-	34,761,528.00
Federal and State Aid	23,661,698.26	-	23,661,698.26
Miscellaneous	557,380.12	(1,097.75)	556,282.37
Transfers In/(Out)	192,698.40	(192,698.40)	-
Total Revenues	83,988,045.01	884,322.95	84,872,367.96
Expenses:			
Instructional Services	49,099,188.68	-	49,099,188.68
Support Services	32,169,930.01	1,120,709.21	33,290,639.22
Interest and Other Charges	2,068,365.02	-	2,068,365.02
Total Expenses	83,337,483.71	1,120,709.21	84,458,192.92
Change in Net Position	650,561.30	(236,386.26)	414,175.04
Net Position, Beginning	72,704,027.45	1,234,550.07	73,938,577.52
Net Position, Ending	\$ 73,354,588.75	\$ 998,163.81	\$ 74,352,752.56

* Beginning balances were restated. See Note 21 for more information.

Financial Analysis of the District's Funds

As noted earlier, the District uses fund accounting to ensure and demonstrate compliance with finance-related legal requirements.

Governmental Funds. The focus of the District's governmental funds is to provide information on near-term inflows, outflows, and balances of spendable resources. Such information is useful in assessing the District's financing requirements. The unassigned fund balance is divided between designated balances and undesignated balances. The capital projects fund is restricted by state law to be spent for the purpose of the fund and is not available for spending at the District's discretion.

Financial Information at Fiscal Year-End

The following schedule presents a summary of the general fund, special revenue fund, and debt service fund revenues for the fiscal year ended June 30, 2022 and 2021 and the amount and percentage of increases and (decreases) in relation to prior year revenues.

	<u>June 30, 2022</u>			
	Amount	Percent Of Total	Increase (Decrease) From 2021	Percent of Increase (Decrease)
Current Expenditures:				
Instruction	\$ 27,658,105.00	32.24%	\$ 2,732,277.15	10.96%
Undistributed	50,917,263.51	59.35%	7,398,904.09	17.00%
Capital Outlay	3,069,551.27	3.58%	(4,868,226.83)	-61.33%
Debt Service:				
Principal	2,241,596.00	2.61%	206,596.00	10.15%
Interest	1,906,879.76	2.22%	63,114.45	3.42%
Total	<u>\$ 85,793,395.54</u>	<u>100.00%</u>	<u>\$ 5,532,664.86</u>	<u>6.89%</u>

	<u>June 30, 2021</u>			
	Amount	Percent Of Total	Increase (Decrease) From 2020	Percent of Increase (Decrease)
Current Expenditures:				
Instruction	\$ 24,925,827.85	31.06%	\$ 783,326.69	3.24%
Undistributed	43,518,359.42	54.22%	2,393,140.48	5.82%
Capital Outlay	7,937,778.10	9.89%	731,995.62	10.16%
Debt Service:				
Principal	2,035,000.00	2.54%	410,000.00	25.23%
Interest	1,843,765.31	2.30%	(18,514.45)	-0.99%
Total	<u>\$ 80,260,730.68</u>	<u>100.00%</u>	<u>\$ 4,299,948.34</u>	<u>5.66%</u>

Instruction costs increased primarily due to negotiated salary increases and additional instructional positions being added.

General Fund Budgetary Highlights

Throughout the year, as necessary, budget transfers were effectuated between budget accounts to re-align the 2021-2022 budget. Budget transfers were effectuated based on expected positive and negative budget variances. The budget is continually managed and revised with budget transfers as necessary or practical to do so.

Significant Budget Transfers and Variations:

- TPAF, which is the state’s contribution to the pension fund, is an “on-behalf” revenue and expenditure item to the district and is required to be reflected in the financial statements.
- Reallocations were made among the various salary budget accounts to reflect changes in the personnel budget for the 2021-2022 year.
- Transfers were made into purchased services for special education programs to provide funds for required additional services.

Proprietary Funds. The District’s proprietary fund provides the same type of information found in the district-wide financial statements, but in more detail.

The Food Services Enterprise Fund showed a change in net position of \$474,275.01 in 2021-2022 as compared to a change in net position of (\$41,651.96) in 2020-2021. The food service fund required no contributions from the Board in 2021-2022 or in the 2020-2021 year. The Board has made significant changes to the varieties of offerings to appeal to the grade levels at each school. Although the food service operation is profitable, the district feels an investment in the program is needed to improve service and replace equipment, combined with the changes in the operations recommended by its food service consultant, will continue to ensure that the program’s financial remains positive over time.

The After Care Enterprise Fund was closed during the 2021-2022 school year. The remaining cash of \$220,363.64 was transferred to the General Fund.

Capital Assets

At June 30, 2022 the District has capital assets of \$102,267,641.23, net of depreciation, which includes land, land improvements, buildings and equipment.

	<u>June 30, 2022</u>	
	Governmental Activities	Business-Type Activities
Land	\$ 11,696,706.00	\$ -
Construction In Progress	3,869,076.41	-
Land Improvements	3,060,371.58	-
Buildings	77,527,191.30	-
Equipment	6,114,295.94	249,917.33
Total	<u>\$ 102,267,641.23</u>	<u>\$ 249,917.33</u>
	<u>June 30, 2021</u>	
	Governmental Activities	Business-Type Activities
Land	\$ 11,696,706.00	\$ -
Construction In Progress	3,015,856.59	-
Land Improvements	3,345,429.82	-
Buildings	82,081,296.89	-
Equipment	4,565,988.86	156,615.48
Total	<u>\$ 104,705,278.16</u>	<u>\$ 156,615.48</u>

Additional information on the District's capital assets can be found in Note 5 to the basic financial statements.

Debt Administration and Other Obligations

At June 30, 2022 and 2021, the District had outstanding general obligation bond issues of \$24,975,000.00 and \$27,055,000.00 respectively, outstanding lease obligations of \$8,382,415.13 and \$9,812,764.04, respectively, outstanding financed purchase agreements of \$800,000.00 and \$0.00, respectively, and compensated absences payable of \$2,004,891.54 and \$2,495,767.54, respectively.

Additional information on the District's debt administration and other obligations can be found in Note 7 to the basic financial statements.

Economic Factors and Subsequent Year's Budgets

- The District anticipates that the approved 2022-2023 budget will be adequate to satisfy all 2022-2023 financial needs, barring any significant unexpected situations or conditions unforeseen at this time.
- It is expected the State of New Jersey will again delay the final state aid payments to school districts for 2022-2023.

Requests for Information

This financial report is designed to provide a general overview of the Barnegat Township School District's finances for all those with an interest in the District's finances. Questions concerning any of the information provided in this report or requests for additional financial information should be addressed to the Business Administrator/Board Secretary's Office, Barnegat Township School District, 550 Barnegat Blvd North, Barnegat, NJ 08005.

BASIC FINANCIAL STATEMENTS

This page intentionally left blank

A. Government-Wide Financial Statements

This page intentionally left blank

BARNEGAT TOWNSHIP SCHOOL DISTRICT
STATEMENT OF NET POSITION
YEAR ENDED JUNE 30, 2022

	GOVERNMENTAL ACTIVITIES	BUSINESS-TYPE ACTIVITIES	TOTAL
ASSETS:			
Cash & Cash Equivalents	\$ 6,710,849.98	\$ 867,909.01	\$ 7,578,758.99
Receivables, Net (Note 4)	1,732,815.98	185,248.84	1,918,064.82
Restricted Cash & Cash Equivalents	6,080,238.05	-	6,080,238.05
Right to Use Leased Assets, Net (Note 16)	8,397,630.54	-	8,397,630.54
Capital Assets, Net (Note 5)			
Non-Depreciable	15,565,782.41	-	15,565,782.41
Depreciable	86,701,858.82	249,917.33	86,951,776.15
Total Assets	125,189,175.78	1,303,075.18	126,492,250.96
DEFERRED OUTFLOWS OF RESOURCES:			
Related to Pensions (Note 8)	2,166,898.00	-	2,166,898.00
Related to Loss on Debt Refunding	741,681.04	-	741,681.04
Total Deferred Outflow of Resources	2,908,579.04	-	2,908,579.04
LIABILITIES:			
Accounts Payable	173,676.03	-	173,676.03
Due to Other Governments	1,233,606.58	-	1,233,606.58
Unearned Revenue	378,288.35	-	378,288.35
Accrued Interest	318,470.58	-	318,470.58
Accrued Salaries and Wages	9,652.08	-	9,652.08
Payroll Deductions and Withholdings Payable	1,797,213.70	-	1,797,213.70
Unemployment Compensation Claims Payable	130,609.46	-	130,609.46
Internal Balances	(51,000.00)	51,000.00	-
Noncurrent Liabilities (Note 7):			
Due Within One Year	3,977,431.42	-	3,977,431.42
Due in More Than One Year	41,675,765.12	-	41,675,765.12
Total Liabilities	49,643,713.32	51,000.00	49,694,713.32
DEFERRED INFLOWS OF RESOURCES:			
Related to Pensions (Note 8)	5,760,350.00	-	5,760,350.00
Total Deferred Inflow of Resources	5,760,350.00	-	5,760,350.00
NET POSITION:			
Net Investment in Capital Assets	76,783,954.81	249,917.33	77,033,872.14
Restricted for:			
Capital Projects	2,118,664.00	-	2,118,664.00
Debt Service	0.48	-	0.48
Maintenance Reserve	2,346,723.00	-	2,346,723.00
Excess Surplus	3,975,609.25	-	3,975,609.25
Unemployment Compensation	884,241.59	-	884,241.59
Student Activities	106,074.32	-	106,074.32
Unrestricted (Deficit)	(13,521,575.95)	1,002,157.85	(12,519,418.10)
Total Net Position	\$ 72,693,691.50	\$ 1,252,075.18	\$ 73,945,766.68

The accompanying Notes to Financial Statements are an integral part of this statement.

**BARNEGAT TOWNSHIP SCHOOL DISTRICT
STATEMENT OF ACTIVITIES
YEAR ENDED JUNE 30, 2022**

FUNCTIONS/PROGRAMS	PROGRAM REVENUES			NET (EXPENSE) REVENUE AND CHANGES IN NET POSITION			
	EXPENSES	CHARGES FOR SERVICES	OPERATING GRANTS & CONTRIBUTIONS	CAPITAL GRANTS & CONTRIBUTIONS	GOVERNMENTAL ACTIVITIES	BUSINESS-TYPE ACTIVITIES	TOTAL
Governmental Activities:							
Instruction:							
Regular Instruction	\$ 34,162,507.61	\$ -	\$ 11,826,754.47	\$ -	\$ (22,335,753.14)	\$ -	\$ (22,335,753.14)
Special Education Instruction	9,000,896.51	-	1,784,030.91	-	(7,216,865.60)	-	(7,216,865.60)
Other Instruction	2,652,064.32	-	525,654.83	-	(2,126,409.49)	-	(2,126,409.49)
Support Services:							
Tuition	3,693,026.97	-	436,205.87	-	(3,256,821.10)	-	(3,256,821.10)
Student & Instruction Related Services	14,143,291.81	-	5,306,897.46	-	(8,836,394.35)	-	(8,836,394.35)
General Administrative	1,102,989.44	-	130,280.79	-	(972,708.65)	-	(972,708.65)
School Administrative Services	2,689,306.32	-	317,650.32	-	(2,371,656.00)	-	(2,371,656.00)
Central Services	930,099.74	-	109,859.73	-	(820,240.00)	-	(820,240.00)
Administrative Info. Technology	642,185.04	-	75,852.38	-	(566,332.66)	-	(566,332.66)
Plant Operations & Maintenance	7,373,736.43	-	871,586.94	-	(6,502,149.49)	-	(6,502,149.49)
Pupil Transportation	6,373,323.95	-	752,792.04	-	(5,620,531.91)	-	(5,620,531.91)
Interest & Other Charges	1,982,722.16	-	-	-	(1,982,722.16)	-	(1,982,722.16)
Total Governmental Activities	84,746,150.32	-	22,137,565.75	-	(62,608,584.57)	-	(62,608,584.57)
Business-Type Activities:							
Food Service	2,059,022.50	94,475.20	2,437,022.38	-	-	472,475.08	472,475.08
Total Business-Type Activities	2,059,022.50	94,475.20	2,437,022.38	-	-	472,475.08	472,475.08
Total Primary Government	\$ 86,805,172.82	\$ 94,475.20	\$ 24,574,588.13	\$ -	(62,608,584.57)	472,475.08	(62,136,109.49)
General Revenues:							
Taxes:							
Property Taxes, Levied for General Purposes					33,604,286.00	-	33,604,286.00
Property Taxes, Levied for Debt Service					2,296,131.52	-	2,296,131.52
Federal & State Aid Restricted					1,639,185.86	-	1,639,185.86
Federal & State Aid Not Restricted					22,765,163.35	-	22,765,163.35
Tuition Charges					189,024.65	-	189,024.65
Miscellaneous					327,510.20	1,799.93	329,310.13
Transfer In/(Out)					220,363.64	(220,363.64)	-
Total General Revenues					61,041,665.22	(218,563.71)	60,823,101.51
Change In Net Position					(1,566,919.35)	253,911.37	(1,313,007.98)
Net Position - Beginning (As Restated, Note 21)					74,260,610.85	998,163.81	75,258,774.66
Net Position - Ending					\$ 72,693,691.50	\$ 1,252,075.18	\$ 73,945,766.68

The accompanying Notes to Financial Statements are an integral part of this statement.

B. Fund Financial Statements

This page intentionally left blank

Governmental Funds

This page intentionally left blank

**BARNEGAT TOWNSHIP SCHOOL DISTRICT
GOVERNMENTAL FUNDS
BALANCE SHEET
YEAR ENDED JUNE 30, 2022**

	MAJOR FUNDS			TOTAL GOVERNMENTAL FUNDS
	GENERAL FUND	SPECIAL REVENUE FUND	DEBT SERVICE FUND	
ASSETS				
Cash & Cash Equivalents	\$ 6,051,996.10	658,853.40	\$ 0.48	\$ 6,710,849.98
Receivables, Net:				
Interfund Receivable	51,000.00	-	-	51,000.00
Due from Other Governments:				
Federal	44,982.76	87,620.34	-	132,603.10
State	1,247,672.94	-	-	1,247,672.94
Other	33,515.60	-	-	33,515.60
Other Accounts Receivable	319,024.34	-	-	319,024.34
Restricted Cash & Cash Equivalents	6,080,238.05	-	-	6,080,238.05
Total Assets	<u>\$ 13,828,429.79</u>	<u>\$ 746,473.74</u>	<u>\$ 0.48</u>	<u>\$ 14,574,904.01</u>
LIABILITIES & FUND BALANCES				
Liabilities:				
Accounts Payable	\$ 157,399.54	\$ 16,276.49	\$ -	\$ 173,676.03
Payroll Deductions and Withholdings Payable	1,797,213.70	-	-	1,797,213.70
Unemployment Compensation Claims Payable	130,609.46	-	-	130,609.46
Intergovernmental Payable:				
State	-	245,834.58	-	245,834.58
Unearned Revenue	-	378,288.35	-	378,288.35
Accrued Salaries and Wages	9,652.08	-	-	9,652.08
Total Liabilities	<u>2,094,874.78</u>	<u>640,399.42</u>	<u>-</u>	<u>2,735,274.20</u>
Fund Balances:				
Restricted for:				
Capital Reserve	2,118,664.00	-	-	2,118,664.00
Maintenance Reserve	2,346,723.00	-	-	2,346,723.00
Unemployment Compensation	884,241.59	-	-	884,241.59
Excess Surplus	414,383.25	-	-	414,383.25
Excess Surplus Designated for Subsequent Year	3,561,226.00	-	-	3,561,226.00
Debt Service	-	-	0.48	0.48
Student Activities	-	106,074.32	-	106,074.32
Assigned to:				
Designated for Subsequent Year	225,234.00	-	-	225,234.00
Other Purposes	949,287.99	-	-	949,287.99
Unassigned	1,233,795.18	-	-	1,233,795.18
Total Fund Balances	<u>11,733,555.01</u>	<u>106,074.32</u>	<u>0.48</u>	<u>11,839,629.81</u>
Total Liabilities & Fund Balances	<u>\$ 13,828,429.79</u>	<u>\$ 746,473.74</u>	<u>\$ 0.48</u>	
Amounts reported for <i>governmental activities</i> in the statement of net position (A-1) are different because:				
Capital assets used in governmental activities are not financial resources and therefore are not reported in the funds. The cost of the assets is \$186,473,667.86 and the accumulated depreciation is \$84,206,026.63.				102,267,641.23
Right to use leased assets used in governmental activities are not financial resources and therefore are not reported in the funds. The cost of the assets is \$9,812,764.00 and the accumulated amortization is \$1,415,133.46.				8,397,630.54
Deferred outflows and inflows of resources related to pensions and deferred charges or credits on debt refunding are applicable to future reporting periods and therefore are not reported in the funds.				
Deferred Outflows Related to Pensions				2,166,898.00
Deferred Inflows Related to Pensions				(5,760,350.00)
Deferred Outflow Related to the Loss on Bond Refunding of Debt				741,681.04
Accrued interest on long-term debt is not due and payable in the current period and therefore is not reported as a liability in the funds.				(318,470.58)
Accrued pension contributions for the June 30, 2022 plan year are not paid with current economic resources and are therefore not reported as a liability in the funds, but are included in accounts payable in the government-wide statement of net position.				(987,772.00)
Long-term liabilities, including net pension liability, lease obligations, financed purchases and bonds payable, are not due and payable in the current period and therefore are not reported as liabilities in the funds.				<u>(45,653,196.54)</u>
Net Position of Governmental Activities				<u>\$ 72,693,691.50</u>

**BARNEGAT TOWNSHIP SCHOOL DISTRICT
GOVERNMENTAL FUNDS
STATEMENT OF REVENUES, EXPENDITURES AND CHANGES IN FUND BALANCES
YEAR ENDED JUNE 30, 2022**

	MAJOR FUNDS			TOTAL GOVERNMENTAL FUNDS
	GENERAL FUND	SPECIAL REVENUE FUND	DEBT SERVICE FUND	
Revenues:				
Local Sources:				
Local Tax Levy	\$ 33,604,286.00	\$ -	\$ 2,296,131.52	\$ 35,900,417.52
Tuition Charges	189,024.65	-	-	189,024.65
Local Sources	-	234,761.70	-	234,761.70
Miscellaneous	98,064.30	-	-	98,064.30
Total Local Sources	33,891,374.95	234,761.70	2,296,131.52	36,422,268.17
State Sources	35,073,557.02	5,033,357.47	384,462.00	40,491,376.49
Federal Sources	87,905.35	4,907,941.32	-	4,995,846.67
Total Revenues	69,052,837.32	10,176,060.49	2,680,593.52	81,909,491.33
Expenditures:				
Instruction:				
Regular Instruction	15,567,845.42	5,055,543.46	-	20,623,388.88
Special Education Instruction	5,433,705.02	-	-	5,433,705.02
Other Instruction	1,601,011.10	-	-	1,601,011.10
Support Services:				
Tuition	2,452,117.88	-	-	2,452,117.88
Attendance & Social Work Services	87,055.78	-	-	87,055.78
Health Services	547,025.45	-	-	547,025.45
Student & Instruction Related Services	4,851,734.44	3,905,130.83	-	8,756,865.27
General Administrative	732,369.45	-	-	732,369.45
School Administrative Services	1,785,661.51	-	-	1,785,661.51
Central Services	617,573.12	-	-	617,573.12
Administrative Information Technology	426,401.82	-	-	426,401.82
Plant Operations & Maintenance	4,899,599.17	-	-	4,899,599.17
Pupil Transportation	4,231,797.31	-	-	4,231,797.31
Unallocated Benefits	13,984,497.73	-	-	13,984,497.73
On Behalf TPAF Pension and Social Security Contributions	12,396,299.02	-	-	12,396,299.02
Capital Outlay	1,814,827.41	1,254,723.86	-	3,069,551.27
Debt Service:				
Principal	481,596.00	-	1,760,000.00	2,241,596.00
Interest & Other Charges	961,286.00	-	945,593.76	1,906,879.76
Total Expenditures	72,872,403.63	10,215,398.15	2,705,593.76	85,793,395.54
Excess/(Deficiency) of Revenues Over Expenditures	(3,819,566.31)	(39,337.66)	(25,000.24)	(3,883,904.21)
Other Financing Sources (Uses):				
Transfers In	220,363.64	-	-	220,363.64
Proceeds from Refunding Bonds	-	-	2,110,000.00	2,110,000.00
Deposit to Escrow Agent	-	-	(2,085,000.00)	(2,085,000.00)
Financed Purchases (Non-Budgeted)	800,000.00	-	-	800,000.00
Total Other Financing Sources (Uses)	1,020,363.64	-	25,000.00	1,045,363.64
Net Changes in Fund Balances	(2,799,202.67)	(39,337.66)	(0.24)	(2,838,540.57)
Fund Balance, July 1	14,532,757.68	145,411.98	0.72	14,678,170.38
Fund Balance, June 30	\$ 11,733,555.01	\$ 106,074.32	\$ 0.48	\$ 11,839,629.81

The accompanying Notes to Financial Statements are an integral part of this statement.

**BARNEGAT TOWNSHIP SCHOOL DISTRICT
RECONCILIATION OF THE STATEMENT OF REVENUES, EXPENDITURES,
AND CHANGES IN FUND BALANCES OF GOVERNMENTAL FUNDS
TO THE STATEMENT OF ACTIVITIES
YEAR ENDED JUNE 30, 2022**

Total Net Changes in Fund Balances - Governmental Funds (B-2)		\$ (2,838,540.57)
Amounts reported for governmental activities in the statement of activities (A-2) are different because:		
Capital outlays are reported in governmental funds as expenditures. However, in the statement of activities, the cost of those assets is allocated over their estimated useful lives as depreciation expense. This is the amount by which depreciation exceeded capital outlays in the period.		
	Depreciation Expense	\$ (5,507,188.20)
	Retirement of Fully Depreciated Capital Asset	300,704.00
	Capital Outlays	3,069,551.27
	Retirement of Fully Depreciated Capital Asset	<u>(300,704.00)</u>
		(2,437,636.93)
Governmental funds report School District pension contributions as expenditures. However in the statement of activities, the cost of pension benefits earned is reported as pension expense. This is the amount by which pension benefits earned exceeded the School District's pension contributions in the current period.		
		1,872,294.00
Repayment of long-term debt principal and obligation of lease purchase agreements are an expenditure in the governmental funds, but the repayment reduces long-term liabilities in the statement of net position and is not reported in the statement of activities.		
		3,535,348.91
Proceeds from debt issues are a financing source in the governmental funds. They are not revenue in the statement of activities; issuing debt increases long-term liabilities in the statement of net assets.		
	Proceeds of Long-Term Debt	(2,110,000.00)
	Financing Lease Proceeds	<u>(800,000.00)</u>
		(2,910,000.00)
Governmental funds recognize the right to use leased assets as a revenue when lease is first entered, whereas these amounts are deferred and amortized in the statement of activities. The net effect of these transactions is as follows:		
	Amortization of Right to Use Leased Assets	<u>(1,415,133.46)</u>
		(1,415,133.46)
Advance refunding of debt issues are financing uses in the governmental funds. They are not expenses in the statement of activities; refunding of debt decreases long term liabilities in the statement of net position.		
	Bonds Refunded	<u>2,085,000.00</u>
		2,085,000.00
Governmental funds report the effect of premiums, and similar items when debt is first issued, whereas these amounts are deferred and amortized in the statement of activities. The net effect of these transactions is as follows:		
	Amortization of Premium on Bonds	80,583.20
	Amortization of Loss on Bond Refunding	<u>(82,260.30)</u>
		(1,677.10)
In the statement of activities, interest on long-term debt in the statement of activities is accrued, regardless of when due. In the governmental funds, interest is reported when due. The accrued interest is an addition in the reconciliation (+).		
		52,549.80
In the statement of activities, certain operating expenses, e.g., compensated absences (vacations) are measured by the amounts earned during the year. In the governmental funds, however, expenditures for these items are reported in the amount of financial resources used (paid). When the earned amount exceeds the paid amount, the difference is reduction in the reconciliation (-); when the paid amount exceeds the earned amount the difference is an addition to the reconciliation (+).		
		<u>490,876.00</u>
Change in Net Position of Governmental Activities		<u><u>\$ (1,566,919.35)</u></u>

This page intentionally left blank

Proprietary Funds

This page intentionally left blank

**BARNEGAT TOWNSHIP SCHOOL DISTRICT
 PROPRIETARY FUNDS
 STATEMENT OF NET POSITION
 YEAR ENDED JUNE 30, 2022**

	MAJOR FUNDS		
	BUSINESS-TYPE ACTIVITIES - ENTERPRISE FUNDS		
	FOOD SERVICE	AFTER CARE	TOTALS
ASSETS			
Current Assets:			
Cash & Cash Equivalents	\$ 867,909.01	\$ -	\$ 867,909.01
Accounts Receivable:			
Federal	172,550.11	-	172,550.11
State	2,757.60	-	2,757.60
Other Receivables	9,941.13	-	9,941.13
Total Current Assets	1,053,157.85	-	1,053,157.85
Noncurrent Assets:			
Capital Assets	1,029,995.52	-	1,029,995.52
Less: Accumulated Depreciation	(780,078.19)	-	(780,078.19)
Total Capital Assets, Net	249,917.33	-	249,917.33
Total Noncurrent Assets	249,917.33	-	249,917.33
Total Assets	1,303,075.18	-	1,303,075.18
LIABILITIES			
Current Liabilities:			
Interfund Payable	51,000.00	-	51,000.00
Total Current Liabilities	51,000.00	-	51,000.00
NET POSITION			
Net Investment in Capital Assets	249,917.33	-	249,917.33
Unrestricted	1,002,157.85	-	1,002,157.85
Total Net Position	\$ 1,252,075.18	\$ -	\$ 1,252,075.18

The accompanying Notes to Financial Statements are an integral part of this statement.

**BARNEGAT TOWNSHIP SCHOOL DISTRICT
PROPRIETARY FUNDS
STATEMENT OF REVENUES, EXPENSES, AND CHANGES IN FUND NET POSITION
YEAR ENDED JUNE 30, 2022**

	MAJOR FUNDS		
	BUSINESS-TYPE ACTIVITIES - ENTERPRISE FUNDS		
	FOOD SERVICE	AFTER CARE	TOTALS
Operating Revenues:			
Charges for Services:			
Daily Sales - Non-Reimbursable Programs	\$ 94,475.20	\$ -	\$ 94,475.20
Total Operating Revenues	94,475.20	-	94,475.20
Operating Expenses:			
Depreciation	32,703.94	-	32,703.94
Purchased Services (Including Fixed Price Contract)	2,026,318.56	-	2,026,318.56
Total Operating Expenses	2,059,022.50	-	2,059,022.50
Operating Income/(Loss)	(1,964,547.30)	-	(1,964,547.30)
Nonoperating Revenues (Expenses):			
State Sources:			
State School Lunch Program	42,143.90	-	42,143.90
Federal Sources:			
National School Lunch Program	1,637,173.61	-	1,637,173.61
National School Breakfast Program	591,565.31	-	591,565.31
P-EBT Administrative Costs Grant	6,198.00	-	6,198.00
Emergency Operational Costs Reimbursement Program	71,308.13	-	71,308.13
Food Distribution Program	88,633.43	-	88,633.43
Interest Revenue	1,799.93	-	1,799.93
Transfer In/(Out)	-	(220,363.64)	(220,363.64)
Total Nonoperating Revenues/(Expenses)	2,438,822.31	(220,363.64)	2,218,458.67
Change in Net Position	474,275.01	(220,363.64)	253,911.37
Total Net Position - Beginning	777,800.17	220,363.64	998,163.81
Total Net Position - Ending	\$ 1,252,075.18	\$ -	\$ 1,252,075.18

The accompanying Notes to Financial Statements are an integral part of this statement.

**BARNEGAT TOWNSHIP SCHOOL DISTRICT
PROPRIETARY FUNDS
STATEMENT OF CASH FLOWS
YEAR ENDED JUNE 30, 2022**

	MAJOR FUNDS		
	BUSINESS-TYPE ACTIVITIES - ENTERPRISE FUNDS		
	FOOD SERVICE	AFTER CARE	TOTALS
Cash Flows From Operating Activities:			
Receipts from Customers	\$ 11,870.84	\$ -	\$ 11,870.84
Payments to Suppliers	(1,886,685.13)	-	(1,886,685.13)
Net Cash Provided by/(Used for) Operating Activities	(1,874,814.29)	-	(1,874,814.29)
Cash Flows From Noncapital Financing Activities:			
State Sources	42,143.90	-	42,143.90
Federal Sources	2,306,245.05	-	2,306,245.05
Net Cash Provided by/(Used for) Noncapital Financing Activities	2,348,388.95	-	2,348,388.95
Cash Flows From Capital & Related Financing Activities:			
Purchases of Capital Assets	(126,005.79)	-	(126,005.79)
Net Cash Provided by/(Used for) Capital & Related Financing Activities	(126,005.79)	-	(126,005.79)
Cash Flows From Investing Activities:			
Interest & Dividends	1,799.93	-	1,799.93
Transfer out	-	(220,363.64)	(220,363.64)
Net Cash Provided by/(Used for) Investing	1,799.93	(220,363.64)	(218,563.71)
Net Increase/(Decrease) in Cash & Cash Equivalents	349,368.80	(220,363.64)	129,005.16
Balances - Beginning of Year	518,540.21	220,363.64	738,903.85
Balances - End of Year	\$ 867,909.01	\$ -	\$ 867,909.01
Reconciliation of Operating Income/(Loss) to Net Cash Provided by/(Used for) Operating Activities:			
Operating Income/(Loss)	\$ (1,964,547.30)	\$ -	\$ (1,964,547.30)
Adjustments to Reconcile Operating Income/(Loss) to Net Cash Provided by/(Used for) Operating Activities:			
Depreciation	32,703.94	-	32,703.94
Food Distribution Program	88,633.43	-	88,633.43
(Increase)/Decrease in Accounts Receivable, Net	(82,604.36)	-	(82,604.36)
Increase/(Decrease) in Interfund Payable	51,000.00	-	51,000.00
Total Adjustments	89,733.01	-	89,733.01
Net Cash Provided/(Used) by Operating Activities	\$ (1,874,814.29)	\$ -	\$ (1,874,814.29)

The accompanying Notes to Financial Statements are an integral part of this statement.

This page intentionally left blank

Fiduciary Fund
Not Applicable

This page intentionally left blank

BARNEGAT TOWNSHIP SCHOOL DISTRICT

NOTES TO FINANCIAL STATEMENTS

JUNE 30, 2022

This page intentionally left blank

**BARNEGAT TOWNSHIP SCHOOL DISTRICT
NOTES TO THE FINANCIAL STATEMENTS
YEAR ENDED JUNE 30, 2022**

Note 1. Summary of Significant Accounting Policies

Basis of Presentation

The financial statements of the Barnegat Township School District (hereafter referred to as the “School District”) have been prepared in conformity with generally accepted accounting principles (GAAP) as prescribed by the Governmental Accounting Standards Board (GASB). The Governmental Accounting Standards Board (GASB) is responsible for establishing GAAP for state and local governments through its pronouncements (Statements and Interpretations).

Reporting Entity

The School District is a Type II district located in the County of Ocean, State of New Jersey. As a Type II district, the School District functions independently through a Board of Education. The Board is comprised of nine members appointed to three-year terms. These terms are staggered so that three members’ terms expire each year. The District provides a full range of educational services appropriate to grades levels kindergarten through twelfth grade. These include regular, vocational, as well as special education for handicapped youngsters. The School District has an approximate enrollment at June 30, 2022 of 3,556 students.

The primary criterion for including activities within the School District’s reporting entity, as set forth in Section 2100 of the GASB *Codification of Governmental Accounting and Financial Reporting Standards* , is whether:

- ◆ the organization is legally separate (can sue or be sued in their own name);
- ◆ the School District holds the corporate powers of the organization;
- ◆ the School District appoints a voting majority of the organization’s board
- ◆ the School District is able to impose its will on the organization;
- ◆ the organization has the potential to impose a financial benefit/burden on the School District
- ◆ there is a fiscal dependency by the organization on the School District.

There were no additional entities required to be included in the reporting entity under the criteria as described above. Furthermore, the School District is not includable in any other reporting entity on the basis of such criteria.

Component Units

GASB Statement No.14. *The Financial Reporting Entity* , provides guidance that all entities associated with a primary government are potential component units and should be evaluated for inclusion in the financial reporting entity. A primary government is financially accountable not only for the organizations that make up its legal entity but also for legally separate organizations that meet the criteria established by GASB Statement No. 14, as amended by GASB Statement No. 39, *Determining Whether Certain Organizations are Component Units* , and GASB Statement No. 61, *The Financial Reporting Entity: Omnibus – an Amendment of GASB Statements No. 14 and No. 34* , GASB Statement No. 80, *Blending Requirements for certain component Units - an Amendment of GASB Statement No. 14* and GASB Statement No. 97, *Certain Component Unit Criteria and Accounting and Financial Reporting for Internal Revenue Code Section 457 Deferred Compensation Plan- an Amendment of GASB Statements No. 14 and No. 84* . The School District had no component units as of for the year ended June 30, 2022.

**BARNEGAT TOWNSHIP SCHOOL DISTRICT
NOTES TO THE FINANCIAL STATEMENTS
YEAR ENDED JUNE 30, 2022 (Continued)**

Note 1. Summary of Significant Accounting Policies (Continued)

Basis of Accounting, Measurement Focus and Financial Statement Presentation

The accounts of the School District are organized on the basis of funds, each of which is considered a separate accounting entity. The operations of each fund are accounted for with a separate set of self-balancing accounts that comprise its assets, deferred outflows of resources, liabilities, deferred inflows of resources, fund equity, revenues, and expenditures or expenses, as appropriate. Governmental resources are allocated to and accounted for in individual funds based upon the purposes for which they are to be spent and the means by which spending activities are controlled.

A. Government-Wide Financial Statements

The School District's Government-Wide Financial Statements include a Statement of Net Position and a Statement of Activities. These statements present summaries of Governmental and Business-Type Activities for the School District accompanied by a total column. Fiduciary activities of the School District are not included in these statements.

These statements are presented on an "economic resources" measurement focus and the accrual basis of accounting. Accordingly, all of the School District's assets, deferred outflows of resources, liabilities, and deferred inflows of resources, including capital assets and long-term liabilities, are included in the Statement of Net Position. The Statement of Activities presents changes in net position. Under the accrual basis of accounting, revenues are recognized in the period in which they are earned while expenses are recognized in the period in which the liability is incurred, regardless of the timing of related cash flows. The types of transactions reported as program revenues for the School District are reported in three categories: 1) charges for services, 2) operating grants and contributions, and 3) capital grants and contributions. Internally dedicated resources are reported as general revenues rather than as program revenues. Likewise, general revenues include all property taxes.

Certain eliminations have been made to interfund activities, payables, and receivables. All internal balances in the Statement of Net Position have been eliminated except those representing balances between the governmental activities and the business-type activities, which are presented as internal balances and eliminated in the total primary government column. In the Statement of Activities, internal service fund transactions have been eliminated; however, those transactions between governmental and business-type activities have not been eliminated.

B. Governmental Fund Financial Statements

Governmental fund financial statements include a Balance Sheet and a Statement of Revenues, Expenditures and Changes in Fund Balances for all major governmental funds and non-major funds aggregated. The School District has presented all major funds that met those qualifications.

BARNEGAT TOWNSHIP SCHOOL DISTRICT
NOTES TO THE FINANCIAL STATEMENTS
YEAR ENDED JUNE 30, 2022 (Continued)

Note 1. Summary of Significant Accounting Policies (Continued)

All governmental funds are accounted for on a spending or “current financial resources” measurement focus and the modified accrual basis of accounting. Accordingly, only current assets and current liabilities are included on the Balance Sheets. (The School District’s deferred outflows of resources and deferred inflows of resources are noncurrent.) The Statement of Revenues, Expenditures and Changes in Fund Balances present increases (revenues and other financing sources) and decreases (expenditures and other financing uses) in net current assets. Under the modified accrual basis of accounting, revenues are recognized in the accounting period in which they become both measurable and available to finance expenditures of the current period. Accordingly, revenues are recorded when received in cash, except that revenues subject to accrual (generally 60 days after year-end) are recognized when due. The primary revenue sources, which have been treated as susceptible to accrual by the School District, are property tax and intergovernmental revenues. Expenditures are recorded in the accounting period in which the related fund liability is incurred. However, debt service expenditures, as well as expenditures related to compensated absences and claims and judgments, are recorded only when payment is due. General capital asset acquisitions are reported as expenditures in governmental funds. Issuance of long-term debt and acquisitions under leases are reported as other financing sources.

Interest on invested funds is recognized when earned. Intergovernmental revenues that are reimbursements for specific purposes or projects are recognized in the period in which the expenditures are recorded. All other revenue items are considered to be measurable and available only when cash is received by the School District. Transfers between governmental funds are recorded when the related liability is incurred. These transfers do not represent revenues (expenditures) to the School District and are, therefore, reported as other financing sources (uses) in the governmental fund financial statements.

Since the fund level statements are presented using a different measurement focus and basis of accounting than the government-wide statements, a reconciliation is presented on the page following each fund level statement that summarizes the adjustments necessary to convert the fund level statements into the government-wide presentations.

The School District funds outlays for a particular purpose from both restricted and unrestricted resources. In order to calculate the amounts to report as restricted net position and unrestricted net position in the government-wide financial statements, a flow assumption must be made about the order in which the resources are considered to be applied. When both restricted and unrestricted resources are available for use, it is the School District’s policy to use restricted resources first, then unrestricted resources as they are needed. In order to calculate the amounts to report as restricted, committed, assigned and unassigned fund balance in the governmental fund financial statements a flow assumption must be made about the order in which the resources are considered to be applied. It is the School District’s policy to consider restricted fund balance to have been depleted before any of the components of unrestricted fund balance. Further, when the components of unrestricted fund balance can be used for the same purpose, committed fund balance is depleted first, followed by assigned fund balance. Unassigned fund balance is applied last.

BARNEGAT TOWNSHIP SCHOOL DISTRICT
NOTES TO THE FINANCIAL STATEMENTS
YEAR ENDED JUNE 30, 2022 (Continued)

Note 1. Summary of Significant Accounting Policies (Continued)

The School District reports the following major governmental funds:

General Fund - The general fund is the general operating fund of the School District and is used to account for all financial resources except those required to be accounted for in another fund. Included are certain expenditures for vehicles and movable instructional or noninstructional equipment which are classified in the capital outlay sub-fund.

As required by the New Jersey Department of Education the School District includes budgeted capital outlay in this fund. Generally accepted accounting principles as they pertain to governmental entities state that general fund resources may be used to directly finance capital outlays for long-lived improvements as long as the resources in such cases are derived exclusively from unrestricted revenues.

Resources for budgeted capital outlay purposes are normally derived from State of New Jersey Aid, interest earnings and appropriated fund balance. Expenditures are those that result in the acquisition of or additions to capital assets for land, existing buildings, improvements of grounds, construction of buildings, additions to or remodeling of buildings and the purchase of built-in equipment.

Special Revenue Fund - The special revenue fund is used to account for the proceeds of specific revenue from state and federal government, other than major capital projects, debt service or proprietary funds, and local appropriations that are restricted or committed to expenditures for specified purposes.

Debt Service Fund - The debt service fund is used to account for the accumulation of financial resources that are restricted, committed, or assigned to an expenditure for the payment of general long-term debt principal, interest and related costs of governmental funds.

C. Proprietary Fund Financial Statements

Proprietary fund financial statements include a Statement of Net Position, a Statement of Revenues, Expenses and Changes in Fund Net Position, and a Statement of Cash Flows for each major proprietary fund and for the non-major funds aggregated.

Proprietary funds are accounted for using the “economic resources” measurement focus and the accrual basis of accounting. Accordingly, all assets, deferred outflows of resources, liabilities (whether current or noncurrent), and deferred inflows of resources are included on the Statement of Net Position. The Statement of Revenues, Expenses and Changes in Fund Net Position presents increases (revenues) and decreases (expenses) in total net position. Under the accrual basis of accounting, revenues are recognized in the period in which they are earned while expenses are recognized in the period in which the liability is incurred, regardless of the timing of related cash flows.

BARNEGAT TOWNSHIP SCHOOL DISTRICT
NOTES TO THE FINANCIAL STATEMENTS
YEAR ENDED JUNE 30, 2022 (Continued)

Note 1. Summary of Significant Accounting Policies (Continued)

Operating revenues in the proprietary funds are those revenues that are generated from the primary operations of the fund. All other revenues are reported as non-operating revenues. Operating expenses are those expenses that are essential to the primary operations of the fund. All other expenses are reported as non-operating expenses.

The School District reports the following major proprietary funds:

Food Service Fund – The food service fund accounts for the financial transactions related to the food service operations of the School District.

After Care Fund – The after care fund accounts for the financial transactions related to the after care program operations to the School District. The School District closed the program during the 2021/2022 school year.

D. Fiduciary Fund Financial Statements

Fiduciary fund financial statements include a Statement of Fiduciary Net Position and a Statement of Changes in Fiduciary Net Position. The School District's fiduciary funds include Custodial Funds, which are used to report fiduciary activities where the School District controls assets that are collected on behalf of other entities. These assets are not held in a trust and are distributed in accordance with applicable policies. The Custodial Funds are accounted for on a spending or "economic resources" measurement focus and the accrual basis of accounting in accordance with GASBS No. 84, *Fiduciary Activities* .

The School District has no Fiduciary Funds.

Budgets/Budgetary Control

Annual appropriated budgets are prepared in the spring of each year for the general, special revenue and debt service funds. The budgets are submitted to the county office. In accordance with P.L.2011 c.202, which became effective January 17, 2012, the School District eliminated the April annual voter referendum on budgets which met the statutory tax levy cap limitations and the board of education members are elected at the November general election. Budgets are prepared using the modified accrual basis of accounting. The legal level of budgetary control is established at line item accounts within each fund. Line item accounts are defined as the lowest (most specific) level of detail as established pursuant to the minimum chart of accounts referenced in N.J.A.C. 6A:23-2-2(f)1. Transfers of appropriations may be made by School Board resolution at any time during the fiscal year in accordance with N.J.A.C. 6A:23-2-11.

BARNEGAT TOWNSHIP SCHOOL DISTRICT
NOTES TO THE FINANCIAL STATEMENTS
YEAR ENDED JUNE 30, 2022 (Continued)

Note 1. Summary of Significant Accounting Policies (Continued)

Formal budgetary integration into the accounting system is employed as a management control device during the year. For governmental funds there are no substantial differences between the budgetary basis of accounting and generally accepted accounting principles with the exception of the legally mandated revenue recognition of the one or more June state aid payment for budgetary purposes only and the special revenue fund as noted below. Encumbrance accounting is also employed as an extension of formal budgetary integration in the governmental fund types. Unencumbered appropriations lapse at fiscal year-end.

The accounting records of the special revenue fund are maintained on the grant accounting budgetary basis. The grant accounting budgetary basis differs from GAAP in that the grant accounting budgetary basis recognizes encumbrances as expenditures and also recognizes the related revenues, whereas the GAAP basis does not. Sufficient supplemental records are maintained to allow for the presentation of GAAP basis financial reports.

The budget, as detailed on Exhibit C-1, Exhibit C-2, and Exhibit I-3, includes all amendments to the adopted budget, if any.

Exhibit C-3 presents a reconciliation of the general fund revenues and special revenue fund revenues and expenditures from the budgetary basis of accounts as presented in the general fund budgetary comparison schedules and the special revenue fund budgetary comparison schedule to the GAAP basis of accounting as presented in the Statement of Revenues, Expenditures and Changes in Fund Balance – Governmental Funds. Note that the School District does not report encumbrances outstanding at fiscal year-end as expenditures in the general fund since the general fund budget follows modified accrual basis with the exception of the revenue recognition policy for the last state aid payments.

Encumbrances

Under encumbrance accounting purchase orders, contracts and other commitments for the expenditure of resources are recorded to reserve a portion of the applicable appropriation. Open encumbrances in governmental funds other than the special revenue fund are reported as assigned fund balances at fiscal year-end as they do not constitute expenditures or liabilities but rather commitments related to unperformed contracts for goods and services.

Open encumbrances in the special revenue fund for which the School District has received advances are reflected in the balance sheet as a reduction of the accounts receivables or as unearned revenue at fiscal year-end.

The encumbered appropriation authority carries over into the next fiscal year. An entry will be made at the beginning of the next fiscal year to increase the appropriation reflected in the certified budget by the outstanding encumbrance amount as of the current fiscal year-end.

BARNEGAT TOWNSHIP SCHOOL DISTRICT
NOTES TO THE FINANCIAL STATEMENTS
YEAR ENDED JUNE 30, 2022 (Continued)

Note 1. Summary of Significant Accounting Policies (Continued)

Cash, Cash Equivalents and Investments

Cash and Cash equivalents include petty cash, change funds, cash in banks and all highly liquid investments with a maturity of three months or less at the time of purchase and are stated at cost plus accrued interest. U.S. Treasury and agency obligations and certificates of deposit with maturities of one year or less when purchased are considered cash equivalents and stated at cost.

Investments are stated at fair value in accordance with Governmental Accounting Standards Board (GASB). New Jersey school districts are limited as to the types of investments and types of financial institutions they may invest in. N.J.S.18A:20-37 provides a list of permissible investments that may be purchased by New Jersey school districts.

N.J.S.A.17:9-41 et. Seq. establishes the requirements for the security of deposits of governmental units. The statute requires that no governmental unit shall deposit public funds in a public depository unless such funds are secured in accordance with the Governmental Unit Deposit Protection Act (“GUDPA”). GUDPA was enacted in 1970 to protect governmental units from loss of funds on deposit with a failed banking institution in New Jersey. Public depositories include Savings and Loan institutions, banks (both state and national banks) and savings banks the deposits of which are federally insured. All public depositories must pledge collateral, having a market value at least equal to five percent of the average daily balance of collected public funds, to secure the deposits of governmental units. If a public depository fails, the collateral it has pledged, plus the collateral of all other public depositories, is available to pay the full amount of their deposits to the governmental units.

For purposes of the statement of cash flows, the School District considers all highly liquid investments (including restricted assets) with a maturity when purchased of twelve months or less and all local government investment pools to be cash equivalents.

Tuition Receivable/Payable

Tuition rates were established by the receiving School District based on estimated costs. The charges are subject to adjustment when the actual costs are determined.

Inventories

Inventories are valued at cost, using the first-in/first-out (FIFO) method. The costs of inventories are recorded as expenditures when consumed rather than when purchased.

Interfund Receivables/Payables

Interfund receivables/payables represent amounts that are owed, other than charges for goods or services rendered to/from a particular fund in the School District and that are due within one year. As previously mentioned, these amounts are eliminated in the governmental and business-type columns of the Statement of Net Position, except for the net residual amounts due between governmental and business-type activities, which are presented as Internal Balances in the Statement of Net Position.

**BARNEGAT TOWNSHIP SCHOOL DISTRICT
NOTES TO THE FINANCIAL STATEMENTS
YEAR ENDED JUNE 30, 2022 (Continued)**

Note 1. Summary of Significant Accounting Policies (Continued)

Capital Assets

Capital assets are reported in the applicable governmental or business-type activities column in the government-wide financial statements. Purchased or constructed assets are recorded at actual cost or estimated historical cost if actual cost is unavailable. Donated capital assets are recorded at estimated fair market value at the date of donation. All reported capital assets except land and construction in progress are depreciated. The costs of normal maintenance and repairs that do not add to the value of the asset or materially extend asset lives are not capitalized. The School District does not possess any infrastructure. The School District has established a threshold of \$2,000 for capitalization of depreciable assets.

Capital assets of the School District are depreciated or amortized using the straight-line method over the following estimated useful lives:

Description	Governmental Activities Estimated Lives	Business-Type Activities Estimated Lives
Land Improvements	10-20 Years	N/A
Building and improvements	10-50 Years	N/A
Furniture and Equipment	5-20 Years	5-12 Years
Vehicles	5-10 Years	4-6 Years

Right to Use Leased Assets

The School District has recorded right to use leased assets as a result of implementing GASB 87. The right to use leased assets are initially measured at an amount equal to the initial measurement of the related lease liability plus any lease payments made prior to the lease term, less lease incentives, and plus ancillary charges necessary to place the lease into service. The right to use leased assets are amortized on a straight-line basis over the life of the related lease.

Compensated Absences

Compensated absences are those absences for which employees will be paid, such as vacation, sick leave and sabbatical leave. A liability for compensated absences that are attributable to services already rendered, and that are not contingent on a specific event that is outside the control of the School District and its employees, is accrued as the employees earn the rights to the benefits. Compensated absences that relate to future services, or that are contingent on a specific event that is outside the control of the School District and its employees, are accounted for in the period in which such services are rendered or in which such events take place.

The entire compensated absences liability is reported on the government-wide financial statements and proprietary fund financial statements. Compensated absences liability is not recorded in the governmental funds. Instead expenditures are recognized in the governmental funds as payments come due each period, for example, as a result of resignations or retirements.

Unearned Revenue

Unearned revenue arises when assets are recognized before revenue recognition criteria have been satisfied and is recorded as a liability until the revenue is both measureable and the School District is eligible to realize the revenue.

BARNEGAT TOWNSHIP SCHOOL DISTRICT
NOTES TO THE FINANCIAL STATEMENTS
YEAR ENDED JUNE 30, 2022 (Continued)

Note 1. Summary of Significant Accounting Policies (Continued)

Accrued Liabilities and Long-Term Obligations

All payables, accrued liabilities, and long-term obligations are reported in the government-wide financial statements, and all payables, accrued liabilities and long-term obligations payable from proprietary funds are reported on the proprietary fund financial statements. In general, government fund payables and accrued liabilities that, once incurred, are paid in a timely manner and in full from current financial resources, are reported as obligations of the funds. However, claims and judgments, compensated absences, special termination benefits and contractually required pension contributions that will be paid from governmental funds, are reported as a liability in the fund financial statements only to the extent that they are normally expected to be paid with expendable available financial resources.

Accounting Estimates

The preparation of financial statements in conformity with accounting principles generally accepted in the United States of America requires management to make estimates and assumption that affect certain reported amounts reported in the financial statements and accompanying note disclosures. Actual results could differ from those estimates.

Interfund Activity

Transfers between governmental and business-type activities on the government-wide statements are reported in the same manner as general revenues. Exchange transactions between funds are reported as revenues in the seller funds and as expenditures/expenses in the purchaser funds. Flows of cash or goods from one fund to another without a requirement for repayment are reported as interfund transfers. Interfund transfers are reported as other financing sources/uses in governmental funds and after non-operating revenues/expenses in proprietary funds. Reimbursements from funds responsible for particular expenditures/expenses to the funds that initially paid for them are not presented on the financial statements. As a general rule the effect of interfund activity has been eliminated from the government-wide financial statements.

Deferred Outflows and Deferred Inflows of Resources

In addition to assets, the Statement of Net Position will sometimes report a separate section for deferred outflows of resources. This separate financial statement element, deferred outflows of resources, represents a consumption of net position that applies to a future period(s) and so will not be recognized as an outflow of resources (expense/expenditure) until then.

In addition to liabilities, the statement of net position will sometimes report a separate section for deferred inflows of resources. This separate financial statement element, deferred inflows of resources, represents an acquisition of net position that applies to a future periods and so will not be recognized as an inflow of resources (revenue) until that time.

BARNEGAT TOWNSHIP SCHOOL DISTRICT
NOTES TO THE FINANCIAL STATEMENTS
YEAR ENDED JUNE 30, 2022 (Continued)

Note 1. Summary of Significant Accounting Policies (Continued)

Deferred Loss on Refunding Debt

Deferred loss on refunding debt arising from the issuance of the refunding bonds is recorded as deferred outflows of resources. It is amortized in a systematic and rational manner over the shorter of the duration of the related debt or the new debt issues as a component of interest expense.

Bond Premiums, Discounts and Issuance Costs

In the government-wide financial statements and in the proprietary fund financial statements, bond premiums and discounts are deferred and amortized over the life of the bonds using the effective interest method. Bonds payable are reported net of the applicable bond premium or discount. Bond issuance costs are expensed when bonds are issued.

In governmental fund financial statements, bond premiums and discounts, as well as debt issuance costs are recognized in the current period. The face amount of the debt is reported as other financing sources. Premiums received on debt issuance are also reported as other financing sources. Issuance costs, whether or not withheld from the actual debt proceeds, are reported as debt service expenditures.

Pensions

For purposes of measuring the net pension liability, deferred outflows of resources and deferred inflows of resources related to pensions, and pension expense, information about the pension plan's fiduciary net position of the Public Employees' Retirement System (PERS) and Teacher's Pension and Annuity Fund (TPAF) and additions to/deductions from the PERS's and TPAF's fiduciary net position have been determined on the same basis as they are reported by the plans. For this purpose, benefit payments (including refunds of employee contributions) are recognized when due and payable in accordance with the benefit terms. Investments are reported at fair value.

Fund Balance

In accordance with Government Accounting Standards Board 54, *Fund Balance Reporting and Governmental Fund Type Definitions*, fund balances in the governmental funds financial statements are classified into the following five categories, as defined below:

Non-spendable – This classification includes amounts that cannot be spent because they are either not in spendable form or are legally or contractually required to be maintained intact. Non-spendable items are not expected to be converted to cash or are not expected to be converted to cash within the next year.

Restricted – This classification includes amounts for which constraints have been placed on the use of the resources either externally imposed by creditors (such as through a debt covenant), grantors, contributors, or laws or regulations of other governments, or imposed by law through constitutional provisions or enabling legislation.

**BARNEGAT TOWNSHIP SCHOOL DISTRICT
NOTES TO THE FINANCIAL STATEMENTS
YEAR ENDED JUNE 30, 2022 (Continued)**

Note 1. Summary of Significant Accounting Policies (Continued)

Committed – This classification includes amounts that can be used only for specific purposes pursuant to constraints imposed by formal action of the Board of Education. These amounts cannot be used for any other purpose unless the Board of Education removes or changes the specified use by taking the same type of action (resolution) that was employed when the funds were initially committed. This classification also includes contractual obligations to the extent that existing resources have been specifically committed for use in satisfying those contractual requirements.

Assigned – This classification includes amounts that are constrained by the School District’s intent to be used for a specific purpose but are neither restricted nor committed. This intent can be expressed by the Board of Education or through the Board of Education delegating this responsibility to the business administrator through the budgetary process.

Unassigned – This classification includes the residual fund balance for the General Fund. The Unassigned classification also includes negative residual fund balance of any other governmental fund that cannot be eliminated by offsetting of Assigned fund balance amounts.

When an expenditure is incurred for purposes for which both restricted and unrestricted fund balance is available, it is the School District’s policy to consider restricted funds to have been spent first. When an expenditure is incurred for which committed, assigned, or unassigned fund balances are available, it is the School District’s policy to consider amounts to have been spent first out of committed funds, then assigned funds, and finally unassigned funds, as needed, unless the Board has provided otherwise in its commitment or assignment actions.

Net Position

Net position, represents the difference between summation of assets and deferred outflows of resources, and the summation of liabilities and deferred inflows of resources. Net position is classified into the following three components:

Net Investment in Capital Assets – This components represents capital assets, net of accumulated depreciation, net of outstanding balances of borrowings used for acquisition, construction, or improvement of those assets.

Restricted – This component of net position is reported as restricted when there are limitations imposed on their use either through the enabling legislation adopted by the School District or through external restrictions imposed by creditors, grantors or laws or regulations of other governments.

Unrestricted – This component of net position is reported as unrestricted when it does not meet the criteria of the other two components of net position.

Subsequent Events

Management has reviewed and evaluated all events and transactions that occurred between June 30, 2022 and March 10, 2023, the date that the financial statements were available for issuance, for possible disclosure and recognition in the financial statements, and no items have come to the attention of the School District that would require disclosure.

BARNEGAT TOWNSHIP SCHOOL DISTRICT
NOTES TO THE FINANCIAL STATEMENTS
YEAR ENDED JUNE 30, 2022 (Continued)

Note 1. Summary of Significant Accounting Policies (Continued)

Impact of Recently Issued Accounting Principles

Adopted Accounting Pronouncements

The following GASB Statements became effective for the fiscal year ended June 30, 2022:

Statement No. 87, *Leases*. This statement increases the usefulness of governments' financial statements by requiring recognition of certain lease assets and liabilities for leases that previously were classified as operating leases and recognized as inflows of resources or outflows or resources based on the payment provisions of the contract. It establishes a single model for lease accounting based on the foundational principle that leases are financings of the right to use an underlying asset. Under this Statement, a lessee is required to recognize a lease liability and an intangible right-to-use lease asset, and a lessor is required to recognize a lease receivable and a deferred inflow of resources, thereby enhancing the relevance and consistency of information about government's leasing activities. Implementation of this standard resulted in a prior period adjustment to net position and additional footnotes.

Statement No. 88, *Certain Disclosures Related to Debt, including Direct Borrowings and Direct Placements*. This Statement requires that additional essential information related to debt be disclosed in notes to financial statements, including unused lines of credit; assets pledged as collateral for the debt; and terms specified in debt agreements related to significant events of default with finance-related consequences, significant termination events with finance-related consequences, and significant subjective acceleration clauses. Management has determined the implementation of certain provisions within this Statement did not have a significant impact on the Districts's financial statements.

Statement No. 89, *Accounting for Interest Cost Incurred before the End of a Construction Period*. This Statement establishes accounting requirements for interest cost incurred before the end of a construction period. Such interest cost includes all interest that previously was accounted for in accordance with the requirements of paragraphs 5–22 of Statement No. 62, Codification of Accounting and Financial Reporting Guidance Contained in Pre-November 30, 1989 FASB and AICPA Pronouncements, which are superseded by this Statement. This Statement requires that interest cost incurred before the end of a construction period be recognized as an expense in the period in which the cost is incurred for financial statements prepared using the economic resources measurement focus. As a result, interest cost incurred before the end of a construction period will not be included in the historical cost of a capital asset reported in a business-type activity or enterprise fund. Management has determined the implementation of certain provisions within this Statement did not have a significant impact on the Districts's financial statements.

Statement No. 93, *Replacement of Interbank Offered Rates*. This Statement establishes accounting and financial reporting requirements related to the replacement of interbank offered rates in hedging derivative instruments and leases in addition to identifying appropriate benchmark interest rates for hedging derivative instruments. Requirements of this pronouncement related to paragraph 11b will be effective for reporting periods ending after December 31, 2021, and requirements related to paragraphs 13 and 14 will be effective for fiscal years beginning after June 15, 2021. Management has determined the implementation of certain provisions within this Statement did not have a significant impact on the Districts's financial statements.

Statement No. 98, *The Annual Comprehensive Report*. This Statement establishes the term annual comprehensive financial report and its acronym ACFR. That new term and acronym replace instances of comprehensive annual financial report and its acronym in generally accepted accounting principles for state and local governments. Management has determined the implementation of certain provisions within this Statement did not have a significant impact on the Districts's financial statements.

Accounting Pronouncements Effective in Future Reporting Periods

Statement No. 96, *Subscription-Based Information Technology Arrangements*. This statement establishes a single approach to accounting and financial reporting for subscription-based information technology arrangements for government end users. This statement is effective for reporting periods beginning after June 15, 2022.

Statement No. 99, *Omnibus 2022*. The requirements related to the extension of the use of LIBOR, accounting for SNAP distributions, disclosures of nonmonetary transactions, pledges of future revenues by pledging governments, clarification of certain provisions in Statement 34, as amended, and terminology updates related to Statement 53 and Statement 63 are effective upon issuance. The requirements related to leases, PPPs, and SBITA are effective for fiscal years beginning after June 15, 2022, and all reporting periods thereafter.

Statement No. 100, *Accounting Changes and Error Corrections- an amendment of GASB Statement No. 62*. This Statement defines accounting changes as changes in accounting principles, changes in accounting estimates, and changes to or within the financial reporting entity and describes the transactions or other events that constitute those changes. This Statement also addresses corrections of errors in previously issued financial statements. The effective date is for fiscal years beginning after June 15, 2023, and all reporting periods thereafter. Earlier application is encouraged.

Statement No. 101, *Compensated Absences*. This Statement amends the existing requirement to disclose the gross increases and decreases in a liability for compensated absences to allow governments to disclose only the net change in the liability (as long as they identify it as a net change). In addition, governments are no longer required to disclose which governmental funds typically have been used to liquidate the liability for compensated absences. The requirements of this Statement are effective for fiscal years beginning after December 15, 2023, and all reporting periods thereafter. Earlier application is encouraged.

Management has yet to determine the potential impact of these pronouncements on the District's financial statements.

**BARNEGAT TOWNSHIP SCHOOL DISTRICT
NOTES TO THE FINANCIAL STATEMENTS
YEAR ENDED JUNE 30, 2022 (Continued)**

Note 2. Deposits and Investments

Deposits

Custodial Credit Risk – Custodial credit risk is the risk that, in the event of a bank failure, the Board’s deposits may not be recovered. Although the Board does not have a formal policy regarding custodial credit risk, NJSA 17:9-41 et seq. requires that the governmental units shall deposit public funds in public depositories protected from loss under the provisions of GUDPA. Under the Act, the first \$250,000 of governmental deposits in each insured depository is protected by FDIC. Public fund owned by the Board in excess of FDIC insured amounts are protected by GUDPA. However, GUDPA does not protect intermingled trust funds such as salary withholdings, student activity fund or other funds that may pass to the Board relative to the happening of a future condition. Such funds are shown as Uninsured and Uncollateralized in the schedule below. As of June 30, 2022, the School District’s bank balance of \$15,880,144.98 was exposed to custodial credit risk as follows:

Insured under FDIC and GUDPA	\$ 12,485,688.17
Uninsured and Uncollateralized	3,394,456.81
Total	\$ 15,880,144.98

Investments

The School District had no investments at June 30, 2022.

Note 3. Reserve Accounts

Capital Reserve

A capital reserve account was established by the School District for the accumulation of funds for use as capital outlay expenditures in subsequent fiscal years. The capital reserve account is maintained in the general fund and its activity is included in the general fund annual budget.

**BARNEGAT TOWNSHIP SCHOOL DISTRICT
NOTES TO THE FINANCIAL STATEMENTS
YEAR ENDED JUNE 30, 2022 (Continued)**

Note 3. Reserve Accounts (Continued)

Funds placed in the capital reserve account are restricted to capital projects in the School District’s approved Long Range Facilities Plan (LRFP). Upon submission of the LRFP to the department, a School District may increase the balance in the capital reserve by appropriating funds in the annual general fund budget certified for taxes or by transfer by board resolution at year-end (June 1 to June 30) of any unanticipated revenue or unexpended line-item appropriation amounts, or both. A School District may also appropriate additional amounts when the express approval of the voters has been obtained either by a separate proposal at budget time or by a special question at one of the four special elections authorized pursuant *N.J.S.A.19:60-2*. Pursuant to *N.J.A.C.6:23A-14.1(g)*, the balance in the account cannot at any time exceed the local support costs of uncompleted capital projects in its approved LRFP.

The activity of the capital reserve for the July 1, 2021 to June 30, 2022 fiscal year is as follows:

Beginning Balance, July 1, 2021	\$	2,118,664.00
Increased by:		
Deposits Approved by Board		550,000.00
		2,668,664.00
Decreased by:		
Budget Withdrawals		(550,000.00)
		(550,000.00)
Ending Balance, June 30, 2022	\$	2,118,664.00

The LRFP balance of local support costs of uncompleted capital projects at June 30, 2022 is \$64,110,740.00. The withdrawals from the capital reserve were for use in a DOE approved facilities project, consistent with the School District’s Long Rang Facilities Plan.

Unemployment Reserve

Unemployment Claim Reserve funds are restricted pursuant to N.J.S.A. 43:21-7.3(g), which requires that employer and employee contributions be held in a trust fund maintained by the governmental entity or instrumentality for unemployment benefit cost purposes and any surplus remaining in this trust fund must be retained in reserve for payment of benefit costs in subsequent years.

The activity of the unemployment claim reserve for the July 1, 2021 to June 30, 2022 fiscal year is as follows:

Beginning Balance, July 1, 2021	\$	883,110.25
Increased by:		
Interest Earnings		1,131.34
		1,131.34
Ending Balance, June 30, 2022	\$	884,241.59

**BARNEGAT TOWNSHIP SCHOOL DISTRICT
NOTES TO THE FINANCIAL STATEMENTS
YEAR ENDED JUNE 30, 2022 (Continued)**

Note 3. Reserve Accounts (Continued)

Maintenance Reserve

The School District established a maintenance reserve account in June of 2019 for the accumulation of funds for use as required maintenance of a facility in subsequent fiscal years.

Funds placed in the maintenance reserve account are restricted to maintenance projects in the School District's approved Maintenance Plan (M-1). A School District may increase the balance in the maintenance reserve account by appropriating funds in the annual general fund budget certified for taxes or by transfer by Board resolution at year-end of any unanticipated revenue or unexpended line-item appropriation amounts, or both. The balance in the account cannot at any time exceed four percent of the replacement cost of the school district's school facilities for the current year.

The activity of the maintenance reserve for the July 1, 2021 to June 30, 2022 fiscal year is as follows:

Beginning Balance, July 1, 2021	\$	2,946,723.00
Increased by:		
Deposits Approved by Board		1,048,127.00
		3,994,850.00
Decreased by:		
Budget Withdrawals		(1,048,127.00)
Board Approved Withdrawals		(600,000.00)
Ending Balance, June 30, 2022	\$	2,346,723.00

Note 4. Accounts Receivable

Accounts receivable at June 30, 2022 consisted of accounts and intergovernmental grants. All receivables are considered collectible in full due to the stable condition of state and federal programs, the current fiscal year guarantee of federal funds and the budgetary control of New Jersey governmental entities. Accounts receivable in the School District's governmental and business-type activities as of June 30, 2022, consisted of the following:

<u>Description</u>	Governmental Funds		Total Governmental Activities
	General Fund	Special Revenue Fund	
Federal Awards	\$ 44,982.76	\$ 87,620.34	\$ 132,603.10
State Awards	1,247,672.94	-	1,247,672.94
Tuition	319,024.34	-	319,024.34
Other	33,515.60	-	33,515.60
Total	\$ 1,645,195.64	\$ 87,620.34	\$ 1,732,815.98
		Proprietary Funds	
		Food Service Fund	Total Business-Type Activities
Federal Awards		\$ 172,550.11	\$ 172,550.11
State Awards		2,757.60	2,757.60
Other		9,941.13	9,941.13
Total		\$ 185,248.84	\$ 185,248.84

BARNEGAT TOWNSHIP SCHOOL DISTRICT
NOTES TO THE FINANCIAL STATEMENTS
YEAR ENDED JUNE 30, 2022 (Continued)

Note 5. Capital Assets

Capital assets activity for the year ended June 30, 2022 was as follows:

	Governmental Activities			
	Balance July 1, 2021	Additions	Retirements and Transfers	Balance June 30, 2022
Governmental Activities:				
Capital assets not being depreciated:				
Land	\$ 11,696,706.00	\$ -	\$ -	\$ 11,696,706.00
Construction in Progress	3,015,856.59	853,219.82	-	3,869,076.41
Total Capital Assets not being depreciated	<u>14,712,562.59</u>	<u>853,219.82</u>	<u>-</u>	<u>15,565,782.41</u>
Capital Assets being depreciated:				
Land Improvements	9,645,614.50	27,555.00	-	9,673,169.50
Buildings and Improvements	143,573,078.68	-	-	143,573,078.68
Equipment	15,773,564.82	2,188,776.45	(300,704.00)	17,661,637.27
Total Capital Assets being depreciated	<u>168,992,258.00</u>	<u>2,216,331.45</u>	<u>(300,704.00)</u>	<u>170,907,885.45</u>
Less: Accumulated Depreciation:				
Land Improvements	(6,300,184.68)	(312,613.24)	-	(6,612,797.92)
Buildings and Improvements	(61,491,781.79)	(4,554,105.59)	-	(66,045,887.38)
Equipment	(11,207,575.96)	(640,469.37)	300,704.00	(11,547,341.33)
Total Accumulated Depreciation	<u>(78,999,542.43)</u>	<u>(5,507,188.20)</u>	<u>300,704.00</u>	<u>(84,206,026.63)</u>
Total Capital Assets being depreciated, net	<u>89,992,715.57</u>	<u>(3,290,856.75)</u>	<u>-</u>	<u>86,701,858.82</u>
Total Governmental Activities Capital Assets, net	<u>\$ 104,705,278.16</u>	<u>\$ (2,437,636.93)</u>	<u>\$ -</u>	<u>\$ 102,267,641.23</u>
	Business-Type Activities			
	Balance July 1, 2021	Additions	Retirements and Transfers	Balance June 30, 2022
Business-Type Activities:				
Equipment	\$ 915,209.73	\$ 126,005.79	\$ (11,220.00)	\$ 1,029,995.52
Total Capital Assets being depreciated	<u>915,209.73</u>	<u>126,005.79</u>	<u>(11,220.00)</u>	<u>1,029,995.52</u>
Less: Accumulated Depreciation:				
Equipment	(758,594.25)	(32,703.94)	11,220.00	(780,078.19)
Total Capital Assets being depreciated, net	<u>(758,594.25)</u>	<u>(32,703.94)</u>	<u>11,220.00</u>	<u>(780,078.19)</u>
Total Business-Type Activities Capital Assets, net	<u>\$ 156,615.48</u>	<u>\$ 93,301.85</u>	<u>\$ -</u>	<u>\$ 249,917.33</u>

**BARNEGAT TOWNSHIP SCHOOL DISTRICT
NOTES TO THE FINANCIAL STATEMENTS
YEAR ENDED JUNE 30, 2022 (Continued)**

Note 5. Capital Assets (Continued)

Depreciation expense was charged to functions/programs of the School District as follows:

<u>Governmental Activities</u>	
Instruction:	
Regular Instruction	\$ 2,176,028.66
Special Education Instruction	573,324.68
Other Instruction	168,926.94
Support Services:	
Tuition	258,729.48
Student & Instruction Related Services	990,863.76
General Administrative	77,274.25
School Administrative Services	188,409.90
Central Services	65,161.78
Administrative Info. Technology	44,990.79
Plant Operations & Maintenance	516,969.75
Pupil Transportation	446,508.20
	<u>5,507,188.20</u>
Total Depreciation Expense - Governmental Activities	<u>\$ 5,507,188.20</u>

Note 6. Interfund Receivables, Payables and Transfers

Individual fund receivables/payables balances at June 30, 2022 are as follows:

<u>Fund</u>	<u>Interfund Receivables</u>	<u>Interfund Payables</u>
General Fund	\$ 51,000.00	\$ -
Enterprise Fund	-	51,000.00
	<u>\$ 51,000.00</u>	<u>\$ 51,000.00</u>

The interfund receivables and payables above predominately resulted from payment made by certain funds on behalf of other funds. All interfund balances are expected to be repaid within one year.

There was interfund transfers for the year ended June 30, 2022. A summary of interfund transfers are as follows:

<u>Fund</u>	<u>Transfer In</u>	<u>Transfer Out</u>
General Fund	\$ 220,363.64	\$ -
After Care Fund	-	220,363.64
	<u>\$ 220,363.64</u>	<u>\$ 220,363.64</u>

The principal purpose of the interfund transfers is to close out After Care Fund to General Fund.

**BARNEGAT TOWNSHIP SCHOOL DISTRICT
NOTES TO THE FINANCIAL STATEMENTS
YEAR ENDED JUNE 30, 2022 (Continued)**

Note 7. Long-Term Obligations

During the fiscal year-ended June 30, 2022 the following changes occurred in long-term obligations for the governmental and business-type activities:

	Balance June 30, 2021	Additions	Reductions	Balance June 30, 2022	Balance Due Within One Year
Governmental Activities:					
General Obligation Bonds	\$ 27,055,000.00	\$ 2,110,000.00	\$ 4,190,000.00	\$ 24,975,000.00	\$ 2,230,000.00
Lease Obligations	9,812,764.04	-	1,430,348.91	8,382,415.13	1,504,186.86
Financed Purchases Payable	-	800,000.00	-	800,000.00	162,661.36
Unamortized Bond					
Premiums	546,166.07	-	80,583.20	465,582.87	80,583.20
Compensated Absences	2,495,767.54	1,061,106.00	1,551,982.00	2,004,891.54	-
Net Pension Liability	12,489,335.00	5,579,497.00	9,043,525.00	9,025,307.00	-
	<u>\$ 52,399,032.65</u>	<u>\$ 9,550,603.00</u>	<u>\$ 16,296,439.11</u>	<u>\$ 45,653,196.54</u>	<u>\$ 3,977,431.42</u>

For governmental activities, the bonds payable are liquidated from the School District's debt service fund. Compensated absences, lease obligations, financed purchases payable, unamortized bond premiums and the net pension liability are liquidated by the general fund.

Bonds Payable

The voters of the municipality through referendums authorize bonds in accordance with State Law. All bonds are retired in serial installments within the statutory period of usefulness.

On April 24, 2012, the School District refunded \$6,105,000 of General Obligation Bonds. The General Obligation Bonds were issued at interest rates varying from 2.00% to 5.00% and mature on July 15, 2024.

On February 24, 2014, the School District refinanced \$8,000,000 of the Refunding Bonds of 2004 into the new 2014 Refunding School Bonds. \$7,600,000 Refunding School Bonds dated February 24, 2015, due in annual installments through April 1, 2025, bearing interest at various rates from 2.00% to 5.00% per annum.

On November 10, 2015, the School District refinanced \$20,040,000 of the Series 2007 Bonds into the new 2015 Refunding School Bonds. \$20,825,000 Refunding School Bonds dated December 3, 2015, due in annual installments through April 15, 2032, bearing interest at various rates from 2.00% to 5.00% per annum.

On October 15, 2020, the School District refinanced \$2,550,000 of the ESIP 2012 Lease into the new 2020 Refunding School Bonds. \$2,650,000 Refunding ESIP Bonds dated October 15, 2020, due annually at an interest rate of 1.10% and matures on May 1, 2027.

Fiscal Year Ending June 30,	Principal	Interest	Total
2023	\$ 2,230,000.00	\$ 814,308.78	\$ 3,044,308.78
2024	2,320,000.00	740,762.76	3,060,762.76
2025	2,410,000.00	668,263.76	3,078,263.76
2026	2,600,000.00	611,103.76	3,211,103.76
2027	2,730,000.00	497,093.76	3,227,093.76
2028-2032	12,685,000.00	1,297,750.04	13,982,750.04
	<u>\$ 24,975,000.00</u>	<u>\$ 4,629,282.86</u>	<u>\$ 29,604,282.86</u>

**BARNEGAT TOWNSHIP SCHOOL DISTRICT
NOTES TO THE FINANCIAL STATEMENTS
YEAR ENDED JUNE 30, 2022 (Continued)**

Note 7. Long-Term Obligations (Continued)

Lease Obligations

The School District has entered into agreements to lease certain equipment. The lease agreements qualify as other than short-term leases under GASB 87 and, therefore, have been recorded at the present value of the future minimum lease payments as of the date of their inception.

The School District executed an agreement on September 26, 2018 to lease office equipment that requires monthly payments of \$6,827.18. There are no variable payment components of the leases. The lease liabilities are measured at an implied discount rate of 3.0% and have a balance of \$106,948.05. As a result of the leases, the School District has recorded right to use assets with a net book value of \$105,371.83 at June 30, 2022. The right to use assets are discussed in more detail in Note 16.

The School District executed an agreement on July 25, 2019 to lease various equipment that requires annual payments of \$136,290.52. There are no variable payment components of the leases. The lease liabilities are measured at an explicit discount rate of 2.21% and have a balance of \$263,804.08. As a result of the leases, the School District has recorded right to use assets with a net book value of \$266,730.13 at June 30, 2022. The right to use assets are discussed in more detail in Note 16.

The School District executed an agreement on November 19, 2019 to lease purchase a synthetic turf field that requires annual payments of \$249,129.44. There are no variable payment components of the leases. The lease liabilities are measured at an explicit discount rate of 1.86% and have a balance of \$484,694.37. As a result of the leases, the School District has recorded right to use assets with a net book value of \$489,216.06 at June 30, 2022. The right to use assets are discussed in more detail in Note 16.

The School District executed an agreement on June 15, 2020 to lease various equipment that requires annual payments of \$637,580.61. There are no variable payment components of the leases. The lease liabilities are measured at an explicit discount rate of 1.33% and have a balance of \$1,862,968.63. As a result of the leases, the School District has recorded right to use assets with a net book value of \$1,875,411.69 at June 30, 2022. The right to use assets are discussed in more detail in Note 16.

The School District executed an agreement on September 20, 2020 for energy savings improvement program that requires annual payments ranging from \$254,852.50 to \$460,617.50. There are no variable payment components of the leases. The lease liabilities are measured at an explicit discount rate of 2.25% and a balance of \$5,664,000.00. As a result of the leases, the School District has recorded right to use assets with a net book value of \$5,660,900.83 at June 30, 2022. The right to use assets are discussed in more detail in Note 16.

The following is a schedule of the remaining future minimum lease payments under these lease obligations and the present value of the net minimum lease payments at June 30, 2022:

Fiscal Year Ending <u>June 30,</u>	<u>Principal</u>	<u>Interest</u>	<u>Total</u>
2023	\$ 1,504,186.86	\$ 169,179.87	\$ 1,673,366.73
2024	1,484,016.18	141,810.61	1,625,826.79
2025	876,212.09	115,581.02	991,793.11
2026	261,000.00	101,655.00	362,655.00
2027	275,000.00	95,782.50	370,782.50
2028 - 2032	1,617,000.00	378,945.00	1,995,945.00
2032 - 2037	1,854,000.00	177,367.50	2,031,367.50
2038 - 2039	511,000.00	17,370.00	528,370.00
Total	<u>\$ 8,382,415.13</u>	<u>\$ 1,197,691.50</u>	<u>\$ 9,580,106.63</u>

**BARNEGAT TOWNSHIP SCHOOL DISTRICT
NOTES TO THE FINANCIAL STATEMENTS
YEAR ENDED JUNE 30, 2022 (Continued)**

Note 7. Long-Term Obligations (Continued)

Financed Purchases Payable

The School District has a financed purchase agreement for various equipment valued at \$800,000.00. The following is a schedule of the remaining future minimum financed purchase payments, and the present value of the net minimum financed purchase payments at June 30, 2022:

Fiscal Year Ending <u>June 30,</u>	<u>Principal</u>	<u>Interest</u>	<u>Total</u>
2023	\$ 162,661.36	\$ 8,390.14	\$ 171,051.50
2024	152,568.68	18,482.82	171,051.50
2025	156,993.17	14,058.33	171,051.50
2026	161,545.97	9,505.53	171,051.50
2027	166,230.82	4,820.68	171,051.50
Total	\$ 800,000.00	\$ 55,257.50	\$ 855,257.50

Bonds Authorized but not Issued

As of June 30, 2022, the School District had no bonds authorized but not issued.

Note 8. Pension Plans

A. Public Employees' Retirement System (PERS)

Plan Description - The State of New Jersey, Public Employees' Retirement System (PERS) is a cost-sharing multiple-employer defined benefit pension plan administered by the State of New Jersey, Division of Pensions and Benefits (the Division). For additional information about PERS, please refer to Division's Annual Comprehensive Financial Report (ACFR) which can be found at <http://www.nj.gov/treasury/pensions/financial-reports.shtml>.

The vesting and benefit provisions are set by *N.J.S.A. 43:15A*. PERS provides retirement, death and disability benefits. All benefits vest after ten years of service, except for medical benefits, which vest after 25 years of service or under the disability provisions of PERS.

The following represents the membership tiers for PERS:

<u>Tier</u>	<u>Definition</u>
1	Members who were enrolled prior to July 1, 2007
2	Members who were eligible to enroll on or after July 1, 2007 and prior to November 2, 2008
3	Members who were eligible to enroll on or after November 2, 2008 and prior to May 22, 2010
4	Members who were eligible to enroll on or after May 22, 2010 and prior to June 28, 2011
5	Members who were eligible to enroll on or after June 28, 2011

Service retirement benefits of 1/55th of final average salary for each year of service credit is available to tiers 1 and 2 members upon reaching age 60 and to tier 3 members upon reaching age 62. Service retirement benefits of 1/60th of final average salary for each year of service credit is available to tier 4 members upon reaching age 62 and tier 5 members upon reaching age 65. Early retirement benefits are available to tiers 1 and 2 members before reaching age 60, tiers 3 and 4 before age 62 with 25 or more years of service credit and tier 5 with 30 or more years of service credit before age 65. Benefits are reduced by a fraction of a percent for each month that a member retires prior to the age at which a member can receive full early retirement benefits in accordance with their respective tier. Tier 1 members can receive an unreduced benefit from age 55 to age 60 if they have at least 25 years of service. Deferred retirement is available to members who have at least 10 years of service credit and have not reached the service retirement age for the respective tier.

Contributions - The contribution policy for PERS is set by *N.J.S.A. 43:15A* and requires contributions by active members and contributing employers. State legislation has modified the amount that is contributed by the State. The State's pension contribution is based on an actuarially determined amount which includes the employer portion of the normal cost and an amortization of the unfunded accrued liability. Funding for noncontributory group insurance benefits is based on actual claims paid. For fiscal year 2021, the State's pension contribution was less than the actuarial determined amount.

**BARNEGAT TOWNSHIP SCHOOL DISTRICT
NOTES TO THE FINANCIAL STATEMENTS
YEAR ENDED JUNE 30, 2022 (Continued)**

Note 8. Pension Plans (Continued)

The local employers' contribution amounts are based on an actuarially determined rate which includes the normal cost and unfunded accrued liability. Chapter 19, P.L. 2009 provided an option for local employers of PERS to contribute 50% of the normal and accrued liability contribution amounts certified for payments due in State fiscal year 2009. Such employers will be credited with the full payment and any such amounts will not be included in their unfunded liability. The actuaries will determine the unfunded liability of those retirement systems, by employer, for the reduced normal and accrued liability contributions provided under this law. This unfunded liability will be paid by the employer in level annual payments over a period of 15 years beginning with the payments due in the fiscal year ended June 30, 2012 and will be adjusted by the rate of return on the actuarial value of assets.

Pension Liability, Pension Expense and Deferred Outflows/Inflows of Resources - At June 30, 2022, the School District reported a liability of \$9,025,307.00 for its proportionate share of the PERS net pension liability. The net pension liability was measured as of June 30, 2021. The total pension liability used to calculate the net pension liability was determined using update procedures to roll forward the total pension liability from an actuarial valuation as of July 1, 2020, to the measurement date of June 30, 2021. The School District's proportion of the net pension liability was based on the School District's actual contributions to the plan relative to the total of all participating employers' contributions for the year June 30, 2022. The School District's proportion measured as of June 30, 2021, was 0.0761854358%, which was a decrease of 0.0004015503% from its proportion measured as of June 30, 2020.

For the year ended June 30, 2022, the School District recognized full accrual pension benefit of \$980,072.00 in the government-wide financial statements. This pension benefit was based on the pension plans June 30, 2021 measurement date. At June 30, 2022 the School District reported deferred outflows of resources and deferred inflows of resources related to PERS from the following sources:

	Deferred Outflows of Resources	Deferred Inflows of Resources
Differences between Expected and Actual Experience	\$ 142,341.00	\$ 64,611.00
Changes of Assumptions	47,004.00	3,213,068.00
Net Difference between Projected and Actual Earnings on Pension Plan Investments	-	2,377,503.00
Changes in Proportion and Differences between School District Contributions and Proportionate Share of Contributions	989,781.00	105,168.00
School District contributions subsequent to measurement date	987,772.00	-
	\$ 2,166,898.00	\$ 5,760,350.00

\$987,772.00 reported as deferred outflows of resources resulting from school district contributions subsequent to the measurement date is estimated based on unadjusted 2021-2022 total salaries for PERS employees multiplied by an employer pension contribution rate of 17.11%. The payable is due on April 1, 2023 and will be recognized as a reduction of the net pension liability in the year ended June 30, 2023. The other amounts reported as deferred outflows of resources and deferred inflows of resources related to pensions will be recognized in pension expense as follows:

**BARNEGAT TOWNSHIP SCHOOL DISTRICT
NOTES TO THE FINANCIAL STATEMENTS
YEAR ENDED JUNE 30, 2022 (Continued)**

Note 8. Pension Plans (Continued)

Year Ending June 30,	
2023	\$ (1,694,721.00)
2024	(1,134,449.00)
2025	(754,544.00)
2026	(877,650.00)
2027	(119,860.00)
	\$ (4,581,224.00)

The amortization of the above other deferred outflows of resources and deferred inflows of resources related to pensions will be over the following number of years:

	<u>Deferred Outflow of Resources</u>	<u>Deferred Inflow of Resources</u>
Differences between Expected and Actual Experience		
Year of Pension Plan Deferral:		
June 30, 2015	5.72	-
June 30, 2016	5.57	-
June 30, 2017	5.48	-
June 30, 2018	5.63	-
June 30, 2019	5.21	-
June 30, 2020	5.16	-
June 30, 2021	5.13	-
Changes of Assumptions		
Year of Pension Plan Deferral:		
June 30, 2015	5.72	-
June 30, 2016	5.57	-
June 30, 2017	-	5.48
June 30, 2018	-	5.63
June 30, 2019	-	5.21
June 30, 2020	-	5.16
June 30, 2021	-	5.13
Net Difference between Projected and Actual		
Earnings on Pension Plan Investments		
Year of Pension Plan Deferral:		
June 30, 2015	-	5.00
June 30, 2016	5.00	-
June 30, 2017	5.00	-
June 30, 2018	5.00	-
June 30, 2019	5.00	-
June 30, 2020	5.00	-
June 30, 2021	5.00	-
Changes in Proportion and Differences Between District		
Contributions Proportionate Share of Contributions		
Year of Pension Plan Deferral:		
June 30, 2015	5.72	5.72
June 30, 2016	5.57	5.57
June 30, 2017	5.48	5.48
June 30, 2018	5.63	5.63
June 30, 2019	5.21	5.21
June 30, 2020	5.16	5.16
June 30, 2021	5.13	5.13

**BARNEGAT TOWNSHIP SCHOOL DISTRICT
NOTES TO THE FINANCIAL STATEMENTS
YEAR ENDED JUNE 30, 2022 (Continued)**

Note 8. Pension Plans (Continued)

Actuarial Assumptions – The collective total pension liability for the June 30, 2021 measurement date was determined by an actuarial valuation as of July 1, 2020, which was rolled forward to June 30, 2021. This actuarial valuation used the following assumptions:

Inflation Rate	2.75%
Wage	3.25%
Salary Increases:	
Through 2026	2.00% - 6.00% Based on Years of Service
Thereafter	3.00% - 7.00% Based on Years of Service
Investment Rate of Return	7.00%

Mortality Rate Table

Pub-2010 General Below-Median Income Employee mortality table
with fully generational mortality improvement projections
from the central year using Scale MP-2021

Period of Actuarial Experience

Study upon which Actuarial
Assumptions were Based July 1, 2014 - June 30, 2018

Pre-retirement mortality rates were based on the Pub-2010 General Below-Median Income Employee Mortality Table with an 82.2% adjustment for males and 101.4% adjustment for females, and with future improvement from the base year of 2010 on a generational basis. Post-retirement mortality rates were based on the Pub-2010 General Below-Median Income Healthy Retiree mortality table with a 91.4% adjustment for males and 99.7% adjustment for females, and with future improvement from the base year of 2010 on a generational basis. Disability retirement rates used to value disabled retirees were based on the Pub-2010 Non-Safety Disabled Retiree mortality table with a 127.7% adjustment for males and 117.2% adjustment for females, and with future improvement from the base year of 2010 on a generational basis. Mortality improvement is based on Scale MP-2021.

The actuarial assumptions used in the July 1, 2020 valuation were based on the results of an actuarial experience study for the period July 1, 2014 to June 30, 2018. It is likely that future experience will not exactly conform to these assumptions. To the extent that actual experience deviates from these assumptions, the emerging liabilities may be higher or lower than anticipated. The more the experience deviates, the larger the impact on future financial statements.

In accordance with State statute, the long-term expected rate of return on plan investments (7.00% at June 30, 2021) is determined by the State Treasurer, after consultation with the Directors of the Division of Investments and Division of Pensions and Benefits, the board of trustees and the actuaries. The long-term expected rate of return was determined using a building block method in which best-estimate ranges of expected future real rates of return (expected returns, net of pension plan investment expense and inflation) are developed for each major asset class. These ranges are combined to produce the long-term expected rate of return by weighting the expected future real rates of return by the target asset allocation percentage and by adding expected inflation. Best estimates of arithmetic rates of return for each major asset class included in PERS's target asset allocation as of June 30, 2021 are summarized in the following table:

**BARNEGAT TOWNSHIP SCHOOL DISTRICT
NOTES TO THE FINANCIAL STATEMENTS
YEAR ENDED JUNE 30, 2022 (Continued)**

Note 8. Pension Plans (Continued)

<u>Asset Class</u>	<u>Target Allocation</u>	<u>Long-Term Expected Real Rate of Return</u>
U.S. Equity	27.00%	8.09%
Non-U.S. Developed Markets Equity	13.50%	8.71%
Emerging Markets Equity	5.50%	10.96%
Private Equity	13.00%	11.30%
Real Assets	3.00%	9.15%
Real Estate	8.00%	7.40%
High Yield	2.00%	3.75%
Private Credit	8.00%	7.60%
Investment Grade Credit	8.00%	1.68%
Cash Equivalents	4.00%	0.50%
U.S. Treasuries	5.00%	0.95%
Risk Mitigation Strategies	3.00%	3.35%
	<u>100.00%</u>	

Discount Rate - The discount rate used to measure the total pension liability was 7.00% as of June 30, 2021. The projection of cash flows used to determine the discount rate assumed that contributions from plan members will be made at the current member contribution rates and that contributions from employers and the nonemployer contributing entity will be based on 78% of the actuarially determined contributions for the State employer and 100% of actuarially determined contributions for the local employers. Based on those assumptions, the plan's fiduciary net position was projected to be available to make projected future benefit payments of current plan members. Therefore, the long-term expected rate of return on plan investments was applied to all projected benefit payments to determine the total pension liability.

Sensitivity of the School District's proportionate share of the Net Pension Liability to Changes in the Discount Rate - The following presents the School District's proportionate share of the net pension liability as of June 30, 2021, calculated using the discount rate as disclosed above as well as what the collective net pension liability would be if it were calculated using a discount rate that is 1-percentage point lower or 1-percentage point higher than the current rate:

**BARNEGAT TOWNSHIP SCHOOL DISTRICT
NOTES TO THE FINANCIAL STATEMENTS
YEAR ENDED JUNE 30, 2022 (Continued)**

Note 8. Pension Plans (Continued)

	At 1% Decrease <u>(6.00%)</u>	At Current Discount Rate <u>(7.00%)</u>	At 1% Increase <u>(8.00%)</u>
School District's Proportionate Share of the Net Pension Liability	\$ 12,421,656.00	\$ 9,025,307.00	\$ 6,320,881.00

Additional Information - The following is a summary of the collective balances of the local group at June 30, 2022 and 2021:

	<u>6/30/2022</u>	<u>6/30/2021</u>
Collective Deferred Outflows of Resources	\$ 1,164,738,169.00	\$ 2,347,583,337.00
Collective Deferred Inflows of Resources	8,339,123,762.00	7,849,949,467.00
Collective Net Pension Liability	11,972,782,878.00	16,435,616,426.00
School District's portion	0.07619%	0.07659%

B. Teachers' Pension and Annuity Fund (TPAF)

Plan Description - The State of New Jersey, Teachers' Pension and Annuity Fund (TPAF) is a cost sharing multiple-employer defined benefit pension plan with a special-funding situation, by which the State of New Jersey (the State) is responsible to fund 100% of the employer contributions, excluding any local employer early retirement incentive (ERI) contributions. TPAF is administered by the State of New Jersey, Division of Pensions and Benefits (the Division). For additional information about TPAF, please refer to Division's Annual Comprehensive Financial Report (ACFR) which can be found at www.nj.gov/treasury/pensions/financial-reports.shtml.

The vesting and benefit provisions are set by N.J.S.A. 18A:66. TPAF provides retirement, death and disability benefits. All benefits vest after ten years of service, except for medical benefits, which vest after 25 years of service or under the disability provisions of TPAF. Members are always fully vested for their own contributions and, after three years of service credit, become vested for 2% of related interest earned on the contributions. In the case of death before retirement, members' beneficiaries are entitled to full interest credited to the members' accounts.

The following represents the membership tiers for TPAF:

<u>Tier</u>	<u>Definition</u>
1	Members who were enrolled prior to July 1, 2007
2	Members who were eligible to enroll on or after July 1, 2007 and prior to November 2, 2008
3	Members who were eligible to enroll on or after November 2, 2008 and prior to May 22, 2010
4	Members who were eligible to enroll on or after May 22, 2010 and prior to June 28, 2011
5	Members who were eligible to enroll on or after June 28, 2011

BARNEGAT TOWNSHIP SCHOOL DISTRICT
NOTES TO THE FINANCIAL STATEMENTS
YEAR ENDED JUNE 30, 2022 (Continued)

Note 8. Pension Plans (Continued)

Service retirement benefits of 1/55th of final average salary for each year of service credit is available to tiers 1 and 2 members upon reaching age 60 and to tier 3 members upon reaching age 62. Service retirement benefits of 1/60th of final average salary for each year of service credit is available to tier 4 members upon reaching age 62 and tier 5 members upon reaching age 65. Early retirement benefits are available to tiers 1 and 2 members before reaching age 60, tiers 3 and 4 before age 62 with 25 or more years of service credit, and tier 5 before age 65 with 30 or more years of service credit. Benefits are reduced by a fraction of a percent for each month that a member retires prior to the retirement age for his/her respective tier. Deferred retirement is available to members who have at least 10 years of service credit and have not reached the service retirement age for the respective tier.

Contributions - The contribution policy for TPAF is set by *N.J.S.A 18A:66* and requires contributions by active members and contributing employers. Pursuant to the provisions of Chapter 78, P.L. 2011, the active member contribution rate increased from 5.5% of annual compensation to 6.5% plus an additional 1% phased-in over 7 years beginning in July 2012. The member contribution rate was 7.5% in State fiscal year 2018. The State's pension contribution is based on an actuarially determined amount which includes the employer portion of the normal cost and an amortization of the unfunded accrued liability. Funding for noncontributory group insurance benefits is based on actual claims paid. For fiscal year 2021 the State's pension contribution was less than the actuarial determined amount.

As mentioned previously, the employer contributions for local participating employers are legally required to be funded by the State in accordance with *N.J.S.A 18:66-33*. Therefore, the School District is considered to be in a special funding situation as defined by GASB Statement No. 68 and the State is treated as a nonemployer contributing entity. Since the School District does not contribute directly to the plan (except for employer specific financed amounts), there is no net pension liability or deferred outflows or inflows to report in the financial statements of the local participating employers.

Pension Liability and Pension Expense - The State's proportionate share of the TPAF net pension liability, attributable to the School District as of June 30, 2021 was \$98,823,270.00. The School District's proportionate share was \$0.

The net pension liability was measured as of June 30, 2021, and the total pension liability used to calculate the net pension liability was determined by an actuarial valuation as of July 1, 2020, which was rolled forward to June 30, 2021. The State's proportionate share of the net pension liability associated with the District was based on projection of the State's long-term contributions to the pension plan associated with the District relative to the projected contributions by the State associated with all participating school districts, actuarially determined. At June 30, 2021, the State proportionate share of the TPAF net pension liability attributable to the School District was 0.2055598173%, which was an increase of 0.0149990478% from its proportion measured as of June 30, 2020.

For the fiscal year ended June 30, 2021, the State of New Jersey recognized a pension expense in the amount of \$2,325,355.00 for the State's proportionate share of the TPAF pension expense attributable to the School District. This pension expense was based on the pension plans June 30, 2021 measurement date.

**BARNEGAT TOWNSHIP SCHOOL DISTRICT
NOTES TO THE FINANCIAL STATEMENTS
YEAR ENDED JUNE 30, 2022 (Continued)**

Note 8. Pension Plans (Continued)

Actuarial Assumptions – The total pension liability for the June 30, 2021 measurement date was determined by an actuarial valuation as of July 1, 2020, which was rolled forward to June 30, 2021. This actuarial valuation used the following actuarial assumptions, applied to all periods in the measurement:

Inflation Rate	2.75%
Wage	3.25%
Salary Increases:	
2011-2026	1.55% - 4.45% Based on Years of Service
Thereafter	2.75% - 5.65% Based on Years of Service
Investment Rate of Return	7.00%

Pre-retirement mortality rates were based on the Pub-2010 Teachers Above-Median Income Employee mortality table with a 93.9% adjustment for males and 85.3% adjustment for females, and with future improvement from the base year of 2010 on a generational basis. Post-retirement mortality rates were based on the on the Pub-2010 Teachers Above-Median Income Healthy Retiree mortality table with a 114.7% adjustment for males and 99.6% adjustment for females, and with future improvement from the base year of 2010 on a generational basis. Disability mortality rates were based on the on the Pub-2010 Non-Safety Disabled Retiree mortality table with a 106.3% adjustment for males and 100.3% adjustment for females, and with future improvement from the base year of 2010 on a generational basis. Mortality improvement is based on Scale MP-2021.

The actuarial assumptions used in the July 1, 2021 valuation were based on the results of an actuarial experience study for the period July 1, 2015 to June 30, 2018.

Long-Term Expected Rate of Return - In accordance with State statute, the long-term expected rate of return on plan investments (7.00% at June 30, 2021) is determined by the State Treasurer, after consultation with the Directors of the Division of Investments and Division of Pensions and Benefits, the board of trustees and the actuaries. The long-term expected rate of return was determined using a building block method in which best-estimate ranges of expected future real rates of return (expected returns, net of pension plan investment expense and inflation) are developed for each major asset class. These ranges are combined to produce the long-term expected rate of return by weighting the expected future real rates of return by the target asset allocation percentage and by adding expected inflation. Best estimates of arithmetic real rates of return for each major asset class included in TPAF's target asset allocation as of June 30, 2021 are summarized in the following table:

**BARNEGAT TOWNSHIP SCHOOL DISTRICT
NOTES TO THE FINANCIAL STATEMENTS
YEAR ENDED JUNE 30, 2022 (Continued)**

Note 8. Pension Plans (Continued)

<u>Asset Class</u>	<u>Target Allocation</u>	<u>Long-Term Expected Real Rate of Return</u>
U.S. Equity	27.00%	8.09%
Non-U.S. Developed Markets Equity	13.50%	8.71%
Emerging Markets Equity	5.50%	10.96%
Private Equity	13.00%	11.30%
Real Assets	3.00%	9.15%
Real Estate	8.00%	7.40%
High Yield	2.00%	3.75%
Private Credit	8.00%	7.60%
Investment Grade Credit	8.00%	1.68%
Cash Equivalents	4.00%	0.50%
U.S. Treasuries	5.00%	0.95%
Risk Mitigation Strategies	3.00%	3.35%
	<hr/> <hr/> <u>100.00%</u> <hr/> <hr/>	

Discount Rate - The discount rate used to measure the total pension liability was 7.00% as of June 30, 2021. The projection of cash flows used to determine the discount rate assumed that contributions from plan members will be made at the current member contribution rates and that contributions from employers will be made based on 100% of actuarially determined contributions for the State. Based on those assumptions, the plan's fiduciary net position was projected to be available to make projected future benefit payments of current plan members. Therefore, the long-term expected rate of return on plan investments was applied to projected benefit payments in determining the total pension liability.

Sensitivity of the School District's proportionate share of the Net Pension Liability to Changes in the Discount Rate – As previously mentioned, TPAF has a special funding situation where the State pays 100% of the School District's annual required contribution. The following represents the State's proportionate share of the net pension liability, attributable to the School District calculated using the discount rate of 7.00% as well as what the State's proportionate share of the net pension liability, attributable to the School District's would be if it were calculated using a discount rate that is 1-percentage point lower or 1-percentage point higher than the current rate:

**BARNEGAT TOWNSHIP SCHOOL DISTRICT
NOTES TO THE FINANCIAL STATEMENTS
YEAR ENDED JUNE 30, 2022 (Continued)**

Note 8. Pension Plans (Continued)

	At 1% Decrease <u>(6.00%)</u>	At Current Discount Rate <u>(7.00%)</u>	At 1% Increase <u>(8.00%)</u>
State of New Jersey's Proportionate Share of Net Pension Liability associated with the School District	\$ 116,924,436.00	\$ 98,823,270.00	\$ 83,619,428.00

Pension Plan Fiduciary Net Position - For purposes of measuring the net pension liability, deferred outflows of resources and deferred inflows of resources related to pensions, and pension expense, information about the fiduciary net position of the Teachers Pension and Annuity Fund (TPAF) and additions to/deductions from the TPAF's fiduciary net position have been determined on the same basis as they are reported by the TPAF. For this purpose, benefit payments (including refunds of employee contributions) are recognized when due and payable in accordance with the benefit terms. Investments are reported at fair value.

Additional Information - The following is a summary of the collective balances of the local group at June 30, 2022 and 2021:

	<u>6/30/2022</u>	<u>6/30/2021</u>
Collective Deferred Outflows of Resources	\$ 6,373,530,834.00	\$ 9,626,548,228.00
Collective Deferred Inflows of Resources	27,363,906.00	14,591,988,841.00
Collective Net Pension Liability	48,165,991,182.00	65,993,498,688.00
School District's portion	0.20556%	0.19181%

B. Defined Contribution Retirement Plan (DCRP)

Plan Description - The Defined Contribution Retirement Program (DCRP) was established July 1, 2007, under the provisions of N.J.S.A. 43:15C-1 et seq. The DCRP provides eligible members with a tax-sheltered, defined contribution retirement benefit, along with life insurance and disability coverage.

Individuals eligible for membership in the DCRP include:

- State or local officials who are elected or appointed on or after July 1, 2007;
- Employees enrolled in the Public Employees' Retirement System (PERS) or Teachers' Pension and Annuity Fund (TPAF) on or after July 1, 2007, who earn salary in excess of established "maximum compensation" limits;
- Employees enrolled in the Police and Firemen's Retirement System (PFRS) or State Police Retirement System (SPRS) after May 21, 2010, who earn salary in excess of established "maximum compensation" limits;
- Employees otherwise eligible to enroll in the PERS or TPAF on or after November 2, 2008, who do not earn the minimum annual salary for PERS or TPAF Tier 3 enrollment but who earn salary of at least \$5,000 annually. The minimum salary in 2019 is \$8,300 and is subject to adjustment in future years.
- Employees otherwise eligible to enroll in the PERS or TPAF after May 21, 2010, who do not work the minimum number of hours per week required for PERS or TPAF Tier 4 or Tier 5 enrollment but who earn salary of at least \$5,000 annually. The minimum number is 35 hours per week for State employees, or 32 hours per week for local government or local education employees.

BARNEGAT TOWNSHIP SCHOOL DISTRICT
NOTES TO THE FINANCIAL STATEMENTS
YEAR ENDED JUNE 30, 2022 (Continued)

Note 8. Pension Plans (Continued)

Contributions - The contribution policy is set by N.J.S.A. 43:15C-3 and requires active members and contribution employers. When enrolled in the DCRP, members are required to contribute 5.5% of their base salary to a tax-deferred investment account established with Prudential Financial, which jointly administers the DCRP investments with the Division of Pension and Benefits. Member contributions are matched by a 3% contribution from the School District.

For the year ended June 30, 2022, employee contributions totaled \$53,888.28 and the School District recognized an expense for payments made to the Defined Contribution Retirement program in the amount of \$53,888.28.

Note 9. Other Post-Retirement Benefits

General Information about the OPEB Plan

The State of New Jersey reports a liability as a result of its statutory requirements to pay other postemployment (health) benefits for State Health Benefit Local Education Retired Employees Plan. The State Health Benefit Local Education Retired Employees Plan is a multiple-employer defined benefit OPEB plan that is administered on a pay-as-you-go basis. Accordingly, no assets are accumulated in a qualifying trust that meets the criteria in paragraph 4 of GASB Statement No. 75, *Accounting and Financial Reporting for the Postemployment Benefits Other Than Pensions*. The State Health Benefit Local Education Retired Employees Plan provides medical, prescription drug, and Medicare Part B reimbursement to retirees and their covered dependents of local education employers.

The employer contributions for the participating local education employers are legally required to be funded by the State of New Jersey in accordance with N.J.S.A 52:14-17.32f. According to N.J.S.A 52:14- 17.32f, the State provides employer-paid coverage to employees who retire from a board of education or county college with 25 years or more of service credit in, or retires on a disability pension from, one or more of the following plans: the Teachers' Pension and Annuity Fund (TPAF), the Public Employees' Retirement System (PERS), the Police and Firemen Retirement System (PFRS), or the Alternate Benefit Program (ABP). Pursuant to Chapter 78, P.L. 2011, future retirees eligible for postretirement medical coverage who have less than 20 years of creditable service on June 28, 2011 will be required to pay a percentage of the cost of their health care coverage in retirement provided they retire with 25 or more years of pension service credit. The percentage of the premium for which the retiree will be responsible will be determined based on the retiree's annual retirement benefit and level of

The total nonemployer OPEB liability does not include certain other postemployment benefit obligations that are provided by the local education employers. The reporting of these benefits are the responsibility of the individual local education employers.

Basis of Presentation

The Schedule presents the State of New Jersey's obligation under NJSA 52:14-17.32f. The Schedule does not purport to be a complete presentation of the financial position or changes in financial position of the State Health Benefit Local Education Retired Employees Plan or the State of New Jersey. The accompanying Schedule was prepared in accordance with U.S. generally accepted accounting principles. Such preparation requires management of the State of New Jersey to make a number of estimates and assumptions relating to the reported amounts. Due to the inherent nature of these estimates, actual results could differ from those estimates.

**BARNEGAT TOWNSHIP SCHOOL DISTRICT
NOTES TO THE FINANCIAL STATEMENTS
YEAR ENDED JUNE 30, 2022 (Continued)**

Note 9. Other Post-Retirement Benefits (continued)

Total Nonemployer OPEB Liability

The total nonemployer OPEB liability as of June 30, 2021 was determined by an actuarial valuation as of June 30, 2020, which was rolled forward to June 30, 2021. The total nonemployer OPEB liability as of June 30, 2020 was determined by an actuarial valuation as of June 30, 2020. The actuarial assumptions vary for each plan member depending on the pension plan the member is enrolled in. This actuarial valuation used the following actuarial assumptions, applied to all periods in the measurement:

Inflation Rate 2.50%

	<u>TPAF/ABP</u>	<u>PERS</u>	<u>PFRS</u>
Salary Increases:			
Through 2026	1.55 - 4.45%	2.00 - 6.00%	3.25 - 15.25%
	based on years of service	based on years of service	based on years of service
Thereafter	2.75 - 5.65%	3.00 - 7.00%	Not Applicable
	based on years of service	based on years of service	

Preretirement mortality rates were based on the Pub-2010 Healthy "Teachers" (TPAF/ABP), "General" (PERS), and "Safety" (PFRS) classification headcount-weighted mortality table with fully generational mortality improvement projections from the central year using the Scale MP-2021. Postretirement mortality rates were based on the PUB-2010 Healthy "General" classification headcount-weighted mortality table with fully generational mortality improvement projections from the central year using the Scale MP-2021. Disability mortality was based on the PUB-2010 Healthy "General" classification headcount-weighted mortality table with fully generational mortality improvement projections from the central year using the Scale MP-2021 for current disabled retirees. Future disabled retirees were based on Pub-2010 "Safety" (PFRS), "General" (PERS), and "Teachers" (TPAF/ABP) classification headcount-weighted disabled mortality table with fully generational mortality improvement projections from the central year using Scale MP-2021.

The actuarial assumptions used in the June 30, 2020 valuation were based on the results of actuarial experience studies for the periods July 1, 2015 – June 30, 2018, July 1, 2014 – June 30, 2018, and July 1, 2013 – June 30, 2018 for TPAF, PFRS and PERS, respectively.

OPEB Obligation and OPEB Expense - The State's proportionate share of the total Other Post Employment Benefits Obligations, attributable to the School District as of June 30, 2021 was \$125,948,584.00. The School District's proportionate share was \$0.

The OPEB Obligation was measured as of June 30, 2021, and the total OPEB Obligation used to calculate the OPEB Obligation was determined by an actuarial valuation as of July 1, 2020, which was rolled forward to June 30, 2021. The State's proportionate share of the OPEB Obligation associated with the District was based on projection of the State's long-term contributions to the OPEB plan associated with the District relative to the projected contributions by the State associated with all participating school districts, actuarially determined. At June 30, 2021, the State proportionate share of the OPEB Obligation attributable to the School District was 0.20988754%, which was a decrease of (0.00236321%) from its proportion measured as of June 30, 2020.

For the fiscal year ended June 30, 2022, the State of New Jersey recognized an OPEB expense in the amount of \$9,284,863.00 for the State's proportionate share of the OPEB expense attributable to the School District. This OPEB expense was based on the OPEB plans June 30, 2021 measurement date.

**BARNEGAT TOWNSHIP SCHOOL DISTRICT
NOTES TO THE FINANCIAL STATEMENTS
YEAR ENDED JUNE 30, 2022 (Continued)**

Note 9. Other Post-Retirement Benefits (continued)

Health Care Trend Assumptions

For pre-Medicare medical benefits, the trend rate is initially 5.65% and decreases to a 4.50% long-term trend rate after seven years. For post-65 medical benefits, the actual fully-insured Medicare Advantage trend rates for fiscal year 2022 through 2023 are reflected. For PPO the trend is initially 5.74% in fiscal year 2024, increasing to 12.93% in fiscal year 2025 and decreases to 4.50% after 11 years. For HMO the trend is initially 6.01% in fiscal year 2024, increasing to 15.23% in fiscal year 2025 and decreases to 4.5% after 11 years. For prescription drug benefits, the initial trend rate is 6.75% and decreases to a 4.50% long-term trend rate after seven years. For the Medicare Part B reimbursement, the trend is 5.00%.

Discount Rate

The discount rate for June 30, 2021 was 2.16%, respectively. This represents the municipal bond return rate as chosen by the Division. The source is the Bond Buyer Go 20-Bond Municipal Bond Index, which includes tax-exempt general obligation municipal bonds with an average rating of AA/Aa or higher. As the long-term rate of return is less than the municipal bond rate, it is not considered in the calculation of the discount rate, rather the discount rate is set at the municipal bond rate.

Sensitivity of Total Nonemployer OPEB Liability to changes in discount rate:

The following presents the total nonemployer OPEB liability as of June 30, 2021, respectively, calculated using the discount rate as disclosed above as well as what the total nonemployer OPEB liability would be if it was calculated using a discount rate that is 1-percentage point lower or 1-percentage point higher than the current rate:

	June 30, 2021		
	At 1% Decrease (1.16%)	At Discount Rate (2.16%)	At 1% Increase (3.16%)
State of New Jersey's Proportionate Share of Total OPEB Obligations Associated with the School District	\$ 150,866,631.58	\$ 125,948,584.00	\$ 106,327,117.30
State of New Jersey's Total Nonemployer OPEB Liability	\$ 71,879,745,555.00	\$ 60,007,650,970.00	\$ 50,659,089,138.00

**BARNEGAT TOWNSHIP SCHOOL DISTRICT
NOTES TO THE FINANCIAL STATEMENTS
YEAR ENDED JUNE 30, 2022 (Continued)**

Note 9. Other Post-Retirement Benefits (continued)

Sensitivity of Total Nonemployer OPEB Liability to changes in the healthcare trend rate:

The following presents the total nonemployer OPEB liability as of June 30, 2021, respectively, calculated using the healthcare trend rate as disclosed above as well as what the total nonemployer OPEB liability would be if it was calculated using a healthcare trend rate that is 1-percentage point lower or 1-percentage point higher than the current rate:

	June 30, 2021		
	1% Decrease	Healthcare Cost Trend Rate *	1% Increase
State of New Jersey's Proportionate Share of Total OPEB Obligations Associated with the School District	\$ 101,949,386.37	\$ 125,948,584.00	\$ 158,169,135.99
State of New Jersey's Total Nonemployer OPEB Liability	\$ 48,573,338,417.00	\$ 60,007,650,970.00	\$ 75,358,991,782.00

* See Healthcare Cost Trend Assumptions for details of rates.

Additional Information

Collective balances of the Local Group at June 30, 2021 are as follows:

	<u>Deferred Outflows of</u>	<u>Deferred Inflows of</u>
Differences between Expected & Actual Experience	\$ 9,045,886,863.00	\$ (18,009,362,976.00)
Change in Assumptions	10,179,536,966.00	(6,438,261,807.00)
Contributions Made in Fiscal Year Ending June 30, 2022 After Measurement Date **	TBD	N/A
	<u>\$ 19,225,423,829.00</u>	<u>\$ (24,447,624,783.00)</u>

**BARNEGAT TOWNSHIP SCHOOL DISTRICT
NOTES TO THE FINANCIAL STATEMENTS
YEAR ENDED JUNE 30, 2022 (Continued)**

Note 9. Other Post-Retirement Benefits (continued)

Additional Information (continued):

Amounts reported as deferred outflows of resources and deferred inflows of resources related to OPEB will be recognized in OPEB expense as follows:

Fiscal Year Ending June 30,		
2022	\$	(1,182,303,041.00)
2023		(1,182,303,041.00)
2024		(1,182,303,041.00)
2025		(1,182,303,041.00)
2026		(840,601,200.00)
Thereafter		347,612,410.00
	<u>\$</u>	<u>(5,222,200,954.00)</u>

** Employer Contributions made after June 30, 2021 are reported as deferred outflow of resources, but are not amortized in expense.

Plan Membership

At June 30, 2020, the Program membership consisted of the following:

	June 30, 2020
Active Plan Members	213,901
Inactive Plan Members or Beneficiaries	
Currently Receiving Benefits	150,427
	364,328

Changes in the Total OPEB Liability

The change in the State's Total OPEB liability for the fiscal year ended June 30, 2022 (measurement date June 30, 2021) is as follows:

Total OPEB Liability	
Service Cost	\$ 3,217,184,264.00
Interest Cost	1,556,661,679.00
Change in Benefit Terms	(63,870,842.00)
Difference Between Expected & Actual Experience	(11,385,071,658.00)
Changes of Assumptions	59,202,105.00
Contributions: Member	39,796,196.00
Gross Benefit Payments	(1,226,213,382.00)
Net Change in Total OPEB Liability	(7,802,311,638.00)
Total OPEB Liability (Beginning)	67,809,962,608.00
Total OPEB Liability (Ending)	\$ 60,007,650,970.00
Total Covered Employee Payroll	14,425,669,769.00
Net OPEB Liability as a Percentage of Payroll	416%

**BARNEGAT TOWNSHIP SCHOOL DISTRICT
NOTES TO THE FINANCIAL STATEMENTS
YEAR ENDED JUNE 30, 2022 (Continued)**

Note 10. On-Behalf Payments for Fringe Benefits and Salaries

As previously mentioned, the School District receives on-behalf payments from the State of New Jersey for normal costs and post-retirement medical costs related to the Teachers' Pension and Annuity Fund (TPAF) pension plan. The School District is not legally responsible for these contributions. The on-behalf payments are recorded as revenues and expenditures in the government-wide and general fund financial statements. For the fiscal year ended June 30, 2022, the on-behalf payments for pension, social security, post-retirement medical costs, and long-term disability were \$8,560,713.00, \$1,831,367.02, \$2,000,129.00 and \$4,090.00, respectively.

Note 11. Risk Management

The School District is exposed to various risks of loss related to torts; theft of, damage to, and destruction of assets; errors and omissions; injuries to employees; and natural disasters.

New Jersey Unemployment Compensation Insurance – The School District has elected to fund its New Jersey Unemployment Compensation Insurance under the "Benefit Reimbursement Method". Under this plan, the School District is required to reimburse the New Jersey Unemployment Trust Fund for benefits paid to its former employees and charged to its account with the State. The School District is billed quarterly for amounts due to the State. The following is a summary of School District contributions, employee contributions, reimbursements to the State for benefits paid and the ending unemployment claims fund balance and/or unemployment trust liability of the School District for the current year and previous two years.

<u>Fiscal Year</u>	<u>Contributions</u>	<u>Amount</u>		<u>Ending Balance</u>	
		<u>Reimbursed</u>	<u>Interest</u>	<u>Unemployment Trust Liability</u>	<u>Restricted Unemployment Fund Balance</u>
2022	\$ 68,301.66	\$ -	\$ 1,131.34	\$ 130,609.46	\$ 884,241.59
2021	62,307.80	-	-	62,307.80	883,110.25
2020	66,699.47	-	-	881,739.50	-

*Starting on July 1, 2020 Unemployment is accounted for in the General Fund

As of June 30, 2022 the State provided quarterly bills for the previous four quarters have not been provided in the fiscal year. The District has accrued a liability for estimated employment claims.

Property and Liability Insurance – The School District maintains commercial insurance coverage for property, liability, student accident and surety bonds. A complete schedule of insurance coverage can be found in the Statistical Section of this Comprehensive Annual Financial Report.

Joint Insurance Pool – The School District also participates in the School Alliance Insurance Fund and, public entity risk pool. The Pool provides its members with the following coverage:

Property - Blanket Building & Grounds	General & Automobile Liability
Boiler & Machinery	Workers' Compensation
School Board Legal Liability	Comprehensive Crime Coverage

Note 12. Contingencies

State and Federal Grantor Agencies - The School District participates in numerous state and federal grant programs, which are governed by various rules and regulations of the grantor agencies; therefore, to the extent that the School District has not complied with the rules and regulations governing the grants, refunds of any money received may be required and the collectability of any related receivable at June 30, 2022 may be impaired. In the opinion of the School District, there are no significant contingent liabilities relating to compliance with the rules and regulations governing the respective grants; therefore, no provisions have been recorded in the accompanying combined financial statements for such contingencies.

Litigation – The School District is a defendant in various lawsuits. Although the outcome of these lawsuits is not presently determinable, it is the opinion of the School Districts' attorney that resolution of these matters will not have a material adverse effect on the financial condition of the School District.

**BARNEGAT TOWNSHIP SCHOOL DISTRICT
NOTES TO THE FINANCIAL STATEMENTS
YEAR ENDED JUNE 30, 2022 (Continued)**

Note 12. Contingencies (Continued)

Economic Dependency – The School District receives a substantial amount of its support from federal and state governments. A significant reduction in the level of support, if this were to occur, could have an effect on the School District’s programs and activities.

Note 13. Deferred Compensation

The School District offers its employees a choice of the following deferred compensation plans created in accordance with Internal Revenue Code Section 403(b) and 457. The plans, which are administered by the entities listed below, permits participants to defer a portion of their salary until future years. Amounts deferred under the plans are not available to employees until termination, retirement, death or unforeseeable emergency. The plan administrators are as follows:

AXA Equitable	Lincoln Investment Planning, Inc.	Valic Investments
Siracusa	Travelers' Insurance	Vanguard
	Prudential	

Note 14. Compensated Absences

The School District accounts for compensated absences (e.g., unused vacation, sick leave) as directed by Governmental Accounting Standards Board Statement No. 16 (GASB 16), “Accounting for Compensated Absences”. A liability for compensated absences attributable to services already rendered and not contingent on a specific event that is outside the control of the employer and employee is accrued as employees earn the rights to the benefits.

School District employees are granted varying amount of vacation and sick leave in accordance with the School District's personnel policies. Upon termination, employees are paid for accrued vacation. The School District policy permits employees to accumulate unused sick leave and carry forward the full amount to subsequent years. Upon retirement employees shall be paid by the School District for the unused sick leave in accordance with School Districts’ agreements with the various employee unions.

The liability for vested compensated absences of the governmental fund types is recorded in the Statement of Net Position. At June 30, 2022, the liability for compensated absences reported was \$2,004,891.54.

Note 15. Tax Abatements

As defined by the Governmental Accounting Standards Board (GASB) Statement No. 77, a tax abatement is an agreement between a government and an individual or entity in which the government promises to forgo tax revenues and the individual or entity promises to subsequently take a specific action that contributes to economic development or otherwise benefits the government or its citizens. School districts are not authorized by New Jersey statute to enter into tax abatement agreements. However, the county or municipality in which the school district is situated may have entered into tax abatement agreements, and that potential must be disclosed in these financial statements. If the county or municipality entered into tax abatement agreements, those agreements will not directly affect the school district’s local tax revenue because N.J.S.A. 54:4-75 and N.J.S.A. 54:4-76 require that amounts so forgiven must effectively be recouped from other taxpayers and remitted to the school district.

**BARNEGAT TOWNSHIP SCHOOL DISTRICT
NOTES TO THE FINANCIAL STATEMENTS
YEAR ENDED JUNE 30, 2022 (Continued)**

Note 15. Tax Abatements (Continued)

For a local school district board of education or board of school estimate that has elected to raise their minimum tax levy using the required local share provisions at N.J.S.A. 18A:7F-5(b), the loss of revenue resulting from the municipality or county having entered into a tax abatement agreement is indeterminate due to the complex nature of the calculation of required local share performed by the New Jersey Department of Education based upon district property value and wealth.

Note 16. Right to Use Leased Assets

The School District has recorded a right to use leased asset. The assets are right to use leased assets for leased equipment and vehicles. The related lease is discussed in the Leases subsection of Note 7, Long-Term Liabilities. The right to use leased asset is amortized on a straight-line basis over the terms of the related leases.

Right to use leased asset activity for the School District for the year ended June 30, 2022, was as follows:

	Beginning Balance	Increases	Decreases	Ending Balance
Right to use leased assets				
Equipment and Vehicles	\$ 9,812,764.00	\$ -	\$ -	\$ 9,812,764.00
Total right to use assets	<u>9,812,764.00</u>	<u>-</u>	<u>-</u>	<u>9,812,764.00</u>
Less accumulated amortization:				
Equipment and Vehicles	-	(1,415,133.46)	-	(1,415,133.46)
Total accumulated amortization	<u>-</u>	<u>(1,415,133.46)</u>	<u>-</u>	<u>(1,415,133.46)</u>
Right to use leased assets, net	<u>\$ 9,812,764.00</u>	<u>\$ (1,415,133.46)</u>	<u>\$ -</u>	<u>\$ 8,397,630.54</u>

Note 17. Calculation of Excess Surplus

The designation for Restricted Fund Balance – Excess Surplus is a required calculation pursuant to N.J.S.A.18A:7F-7. New Jersey school districts are required to reserve General Fund fund balance at the fiscal year-end of June 30 if they did not appropriate a required minimum amount as budgeted fund balance in their subsequent years’ budget. The excess fund balance at June 30, 2022 was \$414,383.25.

Note 18. Fund Balances

General Fund – Of the \$11,733,555.01 General Fund fund balance at June 30, 2022, \$2,118,664.00 has been restricted for the Capital Reserve Account; \$2,346,723.00 has been restricted for the Maintenance Reserve Account; \$884,241.59 has been restricted for the Unemployment Reserve; \$414,383.25 has been restricted for current year excess surplus; \$3,561,226.00 is restricted for prior year excess surplus – designated for subsequent year’s expenditures; \$225,234.00 has been assigned to designated for subsequent year; \$949,287.99 has been assigned to other purposes; and \$1,233,795.18 has been unassigned.

Special Revenue Fund – All \$106,074.32 Special Revenue Fund fund balance at June 30, 2022 was restricted for Student Activities.

Debt Service Fund – Of the \$0.48 Debt Service Fund fund balance at June 30, 2022, \$0.48 is restricted for future debt service payments.

Note 19. Deficit in Net Position

Unrestricted Net Position – The School District governmental activities had a deficit in unrestricted net position in the amount of \$13,521,575.95 at June 30, 2022. The primary causes of this deficit is the School District not recognizing the receivable for the last two state aid payments and the recording of the net pension liability for the Public Employee’s Retirement System (PERS) as of June 30, 2022. This deficit in unrestricted net position for governmental activities does not indicate that the School District is facing financial difficulties.

**BARNEGAT TOWNSHIP SCHOOL DISTRICT
NOTES TO THE FINANCIAL STATEMENTS
YEAR ENDED JUNE 30, 2022 (Continued)**

Note 20. Commitments

The District has contractual commitments at June 30, 2022 to various vendors, which are recorded in the General Fund as Fund Balance Assigned to Other Purposes in the amount of \$949,287.99.

Note 21. Prior Period Adjustment/Restatement of Net Position

Net Position as of July 1, 2021, has been restated as follows for the implementation of GASB Statement No. 87, *Leases*.

Net Position as previously reported at June 30, 2021	\$	73,354,588.75
Prior Period Adjustment- Implementation of GASB 87		906,022.10
Total Prior Period Adjustment		906,022.10
Net Position as restated, July 1, 2021	\$	74,260,610.85

REQUIRED SUPPLEMENTARY INFORMATION - PART II

This page intentionally left blank

C. Budgetary Comparison Schedules

This page intentionally left blank

**BARNEGAT TOWNSHIP SCHOOL DISTRICT
GENERAL FUND
BUDGETARY COMPARISON SCHEDULE
YEAR ENDED JUNE 30, 2022**

ACCOUNT NUMBERS	JUNE 30, 2022			VARIANCE FINAL TO ACTUAL
	ORIGINAL BUDGET	BUDGET TRANSFERS	FINAL BUDGET	
Revenues:				
Local Sources:				
Local Tax Levy	\$ 33,604,286.00	\$ -	\$ 33,604,286.00	\$ -
Tuition From Other LEAs Within State	96,000.00	-	96,000.00	80,315.65
Other Tuition	-	-	-	12,709.00
Unrestricted Miscellaneous Revenues	64,000.00	2,000.00	66,000.00	32,064.30
Interest Earned on Maintenance Reserve	1,000.00	(1,000.00)	-	-
Interest Earned on Capital Reserve Funds	1,000.00	(1,000.00)	-	-
Total Local Sources	33,766,286.00	-	33,766,286.00	125,088.95
State Sources:				
Categorical Transportation Aid	599,234.00	-	599,234.00	-
Extraordinary Aid	250,000.00	-	250,000.00	896,680.00
Categorical Special Education Aid	2,583,170.00	-	2,583,170.00	-
Equalization Aid	18,313,143.00	-	18,313,143.00	-
Categorical Security Aid	119,745.00	-	119,745.00	-
Adjustment Aid	2,039.00	-	2,039.00	-
Other State Aids	-	-	-	10,150.00
Nonbudgeted:				
TPAF Pension (on-behalf)	-	-	-	8,560,713.00
TPAF Social Security (reimbursed)	-	-	-	1,831,367.02
TPAF Post Retirements	-	-	-	2,000,129.00
TPAF Long-Term Disability Insurance (on behalf)	-	-	-	4,090.00
Total State Sources	21,867,331.00	-	21,867,331.00	13,303,129.02
Federal Sources:				
Medicaid Reimbursement	41,000.00	-	41,000.00	46,905.35
Total Federal Sources	41,000.00	-	41,000.00	46,905.35
Total Revenues	55,674,617.00	-	55,674,617.00	13,475,123.32

**BARNEGAT TOWNSHIP SCHOOL DISTRICT
GENERAL FUND
BUDGETARY COMPARISON SCHEDULE
YEAR ENDED JUNE 30, 2022**

	ACCOUNT NUMBERS	JUNE 30, 2022			VARIANCE FINAL TO ACTUAL
		ORIGINAL BUDGET	BUDGET TRANSFERS	FINAL BUDGET	
Current Expense:					
Regular Programs - Instruction:					
Kindergarten - Salaries of Teachers	11-110-100-101	809,492.00	28,800.00	838,292.00	838,260.96
Grades 1-5 - Salaries of Teachers	11-120-100-101	5,860,532.00	(610,334.32)	5,250,197.68	5,250,160.34
Grades 6-8 - Salaries of Teachers	11-130-100-101	2,433,381.00	583,734.32	3,017,115.32	3,017,085.65
Grades 9-12 - Salaries of Teachers	11-140-100-101	4,638,486.00	(38,000.00)	4,600,486.00	4,600,016.06
Regular Programs - Home Instruction:					
Other Salaries for Instruction	11-150-100-106	72,450.00	(52,000.00)	20,450.00	20,396.68
Regular Programs - Undistributed Instruction:					
Other Salaries for Instruction	11-190-100-106	107,254.00	(22,900.00)	84,354.00	67,770.14
Purchased Professional - Educational Services	11-190-100-320	1,056,322.50	(2,900.00)	1,053,422.50	1,014,036.60
Purchased Technical Services	11-190-100-340	6,000.00	-	6,000.00	5,718.44
Other Purchased Services	11-190-100-500	303,950.00	32,000.00	335,950.00	297,433.84
General Supplies	11-190-100-610	349,919.60	53,000.00	402,919.60	402,919.60
Textbooks	11-190-100-640	63,200.00	(23,000.00)	40,200.00	31,998.22
Other Objects	11-190-100-800	30,000.00	5,000.00	35,000.00	22,048.89
Total Regular Programs - Instruction		15,730,987.10	(46,600.00)	15,684,387.10	15,567,845.42
Special Education - Instruction:					
Behavioral Disabilities:					
Salaries of Teachers	11-209-100-101	248,041.00	14,000.00	262,041.00	261,982.11
Other Salaries for Instruction	11-209-100-106	107,053.00	-	107,053.00	106,518.84
General Supplies	11-209-100-610	9,000.00	-	9,000.00	8,511.98
Other Objects	11-209-100-800	4,000.00	-	4,000.00	2,453.73
Total Behavioral Disabilities		368,094.00	14,000.00	382,094.00	379,466.66
Special Education - Instruction:					
Multiple Disabilities:					
Salaries of Teachers	11-212-100-101	853,738.00	-	853,738.00	845,396.76
Other Salaries for Instruction	11-212-100-106	1,090,067.00	(12,900.00)	1,077,167.00	1,077,080.03
Purchased Professional - Educational Services	11-212-100-320	40,000.00	-	40,000.00	1,194.54
General Supplies	11-212-100-610	37,500.00	-	37,500.00	34,485.59
Other Objects	11-212-100-800	6,000.00	-	6,000.00	1,760.47
Total Multiple Disabilities		2,027,305.00	(12,900.00)	2,014,405.00	1,959,917.39
Total		18,126,376.10	(44,500.00)	18,081,876.10	17,987,661.11

**BARNEGAT TOWNSHIP SCHOOL DISTRICT
GENERAL FUND
BUDGETARY COMPARISON SCHEDULE
YEAR ENDED JUNE 30, 2022**

	ACCOUNT NUMBERS	JUNE 30, 2022			VARIANCE FINAL TO ACTUAL
		ORIGINAL BUDGET	BUDGET TRANSFERS	FINAL BUDGET	
Special Education - Instruction:					
Resource Room/Resource Center:					
Salaries of Teachers	11-213-100-101	2,561,344.00	(319,000.00)	2,242,344.00	2,242,123.16
Other Salaries	11-213-100-106	214,570.00	6,000.00	220,570.00	220,538.64
Purchased Professional - Educational Services	11-213-100-320	50,000.00	(25,000.00)	25,000.00	921.06
General Supplies	11-213-100-610	8,850.00	-	8,850.00	5,002.23
Total Resource Room/Resource Center		2,834,764.00	(338,000.00)	2,496,764.00	2,468,585.09
Special Education - Instruction:					
Preschool Disabilities - Full-Time:					
Salaries of Teachers	11-216-100-101	395,092.00	44,500.00	439,592.00	439,585.37
Other Salaries for Instruction	11-216-100-106	199,835.00	-	199,835.00	164,553.59
General Supplies	11-216-100-600	5,000.00	-	5,000.00	2,040.10
Total Preschool Disabilities - Full-Time		599,927.00	44,500.00	644,427.00	606,179.06
Special Education - Instruction:					
Home Instruction:					
Other Salaries for Instruction	11-219-100-106	31,050.00	(25,000.00)	6,050.00	5,871.21
Purchased Professional - Educational Services	11-219-100-320	156,000.00	(142,000.00)	14,000.00	13,685.61
Total Home Instruction		187,050.00	(167,000.00)	20,050.00	19,556.82
Total Special Education - Instruction		6,017,140.00	(459,400.00)	5,557,740.00	5,433,705.02
Basic Skills/Remedial - Instruction:					
Salaries of Teachers	11-230-100-101	493,557.00	(127,514.00)	366,043.00	366,043.00
Purchased Professional - Educational Services	11-230-100-320	16,000.00	-	16,000.00	1,922.10
General Supplies	11-230-100-610	25,200.00	-	25,200.00	1,594.55
Total Basic Skills/Remedial - Instruction		534,757.00	(127,514.00)	407,243.00	369,559.65
School-Sponsored Curricular/Extra Curricular Activities - Instruction:					
Salaries	11-401-100-100	217,464.00	41,300.00	258,764.00	258,720.82
Purchased Services	11-401-100-500	4,800.00	-	4,800.00	2,238.00
Supplies and Materials	11-401-100-600	46,500.00	(500.00)	46,000.00	37,002.07
Other Objects	11-401-100-800	12,627.00	-	12,627.00	10,701.70
Total School-Sponsored Curricular/Extra Curricular Activities - Instruction		281,391.00	40,800.00	322,191.00	308,662.59

**BARNEGAT TOWNSHIP SCHOOL DISTRICT
GENERAL FUND
BUDGETARY COMPARISON SCHEDULE
YEAR ENDED JUNE 30, 2022**

	ACCOUNT NUMBERS	JUNE 30, 2022			VARIANCE FINAL TO ACTUAL	
		ORIGINAL BUDGET	BUDGET TRANSFERS	FINAL BUDGET		
School-Sponsored Athletics - Instruction:						
Salaries	11-402-100-100	661,744.00	(169,186.00)	492,558.00	490,432.41	2,125.59
Purchased Services	11-402-100-500	38,600.00	134,400.00	173,000.00	142,216.03	30,783.97
Supplies and Materials	11-402-100-600	5,092.61	127,000.00	132,092.61	129,721.17	2,371.44
Other Objects	11-402-100-800	319,483.47	(261,400.00)	58,083.47	43,876.23	14,207.24
Total School-Sponsored Athletics - Instruction		1,024,920.08	(169,186.00)	855,734.08	806,245.84	49,488.24
Other Instructional Programs - Instruction:						
Other Objects	11-403-100-800	-	500.00	500.00	-	500.00
Total Other Instructional Programs - Instruction		-	500.00	500.00	-	500.00
Alternative ED Program - Instruction:						
Salaries of Teachers	11-423-100-101	68,310.00	48,300.00	116,610.00	116,543.02	66.98
Total Summer School - Instruction		68,310.00	48,300.00	116,610.00	116,543.02	66.98
Undistributed Expenditures - Instruction (Tuition):						
Tuition to Other LEAs Within State - Regular	11-000-100-561	21,913.00	7,000.00	28,913.00	28,563.43	349.57
Tuition to Other LEAs Within State - Special	11-000-100-562	879,417.00	(78,248.00)	801,169.00	747,895.58	53,273.42
Tuition to County Vocational School - Regular	11-000-100-563	110,000.00	11,000.00	121,000.00	120,666.00	334.00
Tuition to County Special Services & Regular Day Schools	11-000-100-565	-	34,248.00	34,248.00	34,248.00	-
Tuition to Private School Disabled - Within State	11-000-100-566	1,138,208.00	(211,900.00)	926,308.00	847,860.92	78,447.08
Tuition to Private School Disabled & Other LEAs - Outside State	11-000-100-567	595,647.00	(50,100.00)	545,547.00	531,195.95	14,351.05
Tuition - State Facilities	11-000-100-568	141,688.00	-	141,688.00	141,688.00	-
Total Undistributed Expenditures - Instruction (Tuition)		2,886,873.00	(288,000.00)	2,598,873.00	2,452,117.88	146,755.12
Undistributed Expenditures Attendance and Social Work:						
Salaries	11-000-211-100	97,520.00	-	97,520.00	86,885.88	10,634.12
Supplies and Materials	11-000-211-600	500.00	-	500.00	169.90	330.10
Total Undistributed Expenditures Attendance and Social Work		98,020.00	-	98,020.00	87,055.78	10,964.22
Undistributed Expenditures - Health Services:						
Salaries	11-000-213-100	463,767.00	36,100.00	499,867.00	499,323.51	543.49
Purchased Professional & Technical Services	11-000-213-300	30,000.00	-	30,000.00	26,038.65	3,961.35
Other Purchased Services	11-000-213-500	5,000.00	-	5,000.00	5,000.00	-
Supplies and Materials	11-000-213-600	19,000.00	-	19,000.00	16,663.29	2,336.71
Total Undistributed Expenditures - Health Services		517,767.00	36,100.00	553,867.00	547,025.45	6,841.55

**BARNEGAT TOWNSHIP SCHOOL DISTRICT
GENERAL FUND
BUDGETARY COMPARISON SCHEDULE
YEAR ENDED JUNE 30, 2022**

	ACCOUNT NUMBERS	JUNE 30, 2022			VARIANCE FINAL TO ACTUAL
		ORIGINAL BUDGET	BUDGET TRANSFERS	FINAL BUDGET	
Undistributed Expenditures - Speech, OT, PT and Related Services:					
Salaries	11-000-216-100	455,979.00	16,900.00	472,879.00	95.73
Purchased Professional - Educational Services	11-000-216-320	40,000.00	2,400.00	42,400.00	-
Supplies and Materials	11-000-216-600	10,100.00	-	10,100.00	1,940.66
Total Undistributed Expenditures - Speech, OT, PT and Related Services		506,079.00	19,300.00	525,379.00	8,255.07
Undistributed Expenditures - Other Support Services - Extra Services:					
Purchased Professional - Educational Services	11-000-217-320	268,173.00	(2,400.00)	265,773.00	42,464.50
Supplies and Materials	11-000-217-600	5,000.00	-	5,000.00	441.73
Total Undistributed Expenditures - Other Support Services - Extra Services		273,173.00	(2,400.00)	270,773.00	42,906.23
Undistributed Expenditures - Guidance:					
Salaries of Other Professional Staff	11-000-218-104	1,040,358.00	(98,000.00)	942,358.00	8,018.94
Salaries of Secretaries & Clerical Assistants	11-000-218-105	61,288.00	-	61,288.00	1,806.70
Purchased Professional - Educational Services	11-000-218-320	60,000.00	30,000.00	90,000.00	3,000.00
Supplies and Materials	11-000-218-600	78,500.00	(4,000.00)	74,500.00	23,163.19
Other Objects	11-000-218-800	2,500.00	-	2,500.00	225.00
Total Undistributed Expenditures - Guidance		1,242,646.00	(72,000.00)	1,170,646.00	36,213.83
Undistributed Expenditures - Child Study Teams:					
Salaries of Other Professional Staff	11-000-219-104	1,411,385.00	(119,400.00)	1,291,985.00	1,429.69
Salaries of Secretaries & Clerical Assistants	11-000-219-105	82,068.00	-	82,068.00	0.24
Purchased Professional - Educational Services	11-000-219-320	30,000.00	(2,600.00)	27,400.00	53.86
Other Purchased Prof. and Tech. Services	11-000-219-390	57,600.00	11,000.00	68,600.00	62.90
Supplies and Materials	11-000-219-600	25,000.00	(1,400.00)	23,600.00	4,986.75
Other Objects	11-000-219-800	11,000.00	-	11,000.00	2,663.60
Total Undistributed Expenditures - Child Study Teams		1,617,053.00	(112,400.00)	1,504,653.00	9,197.04

**BARNEGAT TOWNSHIP SCHOOL DISTRICT
GENERAL FUND
BUDGETARY COMPARISON SCHEDULE
YEAR ENDED JUNE 30, 2022**

	ACCOUNT NUMBERS	JUNE 30, 2022			VARIANCE FINAL TO ACTUAL
		ORIGINAL BUDGET	BUDGET TRANSFERS	FINAL BUDGET	
Undistributed Expenditures - Improvement of Instruction Services:					
Salaries of Supervisors of Instruction	11-000-221-102	745,458.00	124,200.00	869,658.00	869,656.23
Salaries of Other Professional Staff	11-000-221-104	103,744.00	-	103,744.00	102,349.58
Salaries of Sec. and Clerical Assist.	11-000-221-105	87,562.00	80,573.20	168,135.20	168,079.56
Other Purchased Professional and Technical Services	11-000-221-390	19,500.00	-	19,500.00	18,899.67
Supplies and Materials	11-000-221-600	6,500.00	1,500.00	8,000.00	7,985.14
Other Objects	11-000-221-800	10,000.00	(1,500.00)	8,500.00	8,457.70
Total Undistributed Expenditures - Improvement of Instruction Services		972,764.00	204,773.20	1,177,537.20	1,175,427.88
Undistributed Expenditures - Educational Media Services/Library:					
Salaries	11-000-222-100	272,888.00	(34,000.00)	238,888.00	238,018.96
Purchased Professional and Technical Services	11-000-222-300	8,600.00	2,695.00	11,295.00	10,946.05
Supplies and Materials	11-000-222-600	37,499.80	(2,695.00)	34,804.80	32,684.75
Total Undistributed Expenditures - Educational Media Services/Library		318,987.80	(34,000.00)	284,987.80	281,649.76
Undistributed Expenditures - Instructional Staff Training Services:					
Purchased Professional - Educational Services	11-000-223-320	19,000.00	-	19,000.00	12,894.60
Other Purchased Services	11-000-223-500	17,350.00	-	17,350.00	6,228.37
Supplies and Materials	11-000-223-600	1,000.00	-	1,000.00	655.00
Total Undistributed Expenditures - Instructional Staff Training Services		37,350.00	-	37,350.00	19,777.97

**BARNEGAT TOWNSHIP SCHOOL DISTRICT
GENERAL FUND
BUDGETARY COMPARISON SCHEDULE
YEAR ENDED JUNE 30, 2022**

	ACCOUNT NUMBERS	JUNE 30, 2022			VARIANCE FINAL TO ACTUAL
		ORIGINAL BUDGET	BUDGET TRANSFERS	FINAL BUDGET	
Undistributed Expenditures -					
Support Services - General Administration:					
Salaries	11-000-230-100	229,793.00	1,300.00	231,093.00	231,018.72
Legal Services	11-000-230-331	100,000.00	-	100,000.00	92,693.89
Audit Fees	11-000-230-332	40,000.00	-	40,000.00	36,782.00
Architectural/Engineering Services	11-000-230-334	43,900.00	38,400.00	82,300.00	74,875.29
Other Purchased Professional Services	11-000-230-339	70,000.00	-	70,000.00	68,107.24
Purchased Technical Services	11-000-230-340	62,500.00	25,000.00	87,500.00	87,499.94
Communications/Telephone	11-000-230-530	255,800.00	(197,230.00)	58,570.00	7,279.04
Other Purchased Services	11-000-230-590	19,500.00	(6,900.00)	12,600.00	8,477.87
General Supplies	11-000-230-610	27,000.00	22,100.00	49,100.00	49,066.77
Judgements Against School District	11-000-230-820	15,000.00	24,330.00	39,330.00	39,330.00
Miscellaneous Expenditures	11-000-230-890	7,000.00	2,800.00	9,800.00	9,800.00
BOE Membership Dues and Fees	11-000-230-895	27,000.00	500.00	27,500.00	27,438.69
Total Undistributed Expenditures -		897,493.00	(89,700.00)	807,793.00	732,369.45
Support Services - General Administration					
Undistributed Expenditures -					
Support Services - School Administration:					
Salaries of Principals/Assistant Principals	11-000-240-103	1,195,871.00	55,300.00	1,251,171.00	1,251,168.94
Salaries of Secretaries & Clerical Assistants	11-000-240-105	458,029.00	(18,200.00)	439,829.00	439,829.00
Purchased Professional & Technical Services	11-000-240-300	27,500.00	-	27,500.00	24,204.34
Other Purchased Services	11-000-240-500	2,500.00	3,000.00	5,500.00	2,884.00
Supplies and Materials	11-000-240-600	44,000.00	8,000.00	52,000.00	51,920.73
Other Objects	11-000-240-800	21,850.00	-	21,850.00	15,654.50
Total Undistributed Expenditures -		1,749,750.00	48,100.00	1,797,850.00	1,785,661.51
Support Services - School Administration					
Undistributed Expenditures - Central Services:					
Salaries	11-000-251-100	507,567.00	15,300.00	522,867.00	522,855.92
Purchased Professional Services	11-000-251-330	36,000.00	45,900.00	81,900.00	57,769.77
Purchased Technical Services	11-000-251-340	19,600.00	(1,300.00)	18,300.00	18,100.00
Miscellaneous Purchased Services	11-000-251-592	10,000.00	-	10,000.00	3,681.23
Supplies and Materials	11-000-251-600	7,000.00	5,000.00	12,000.00	9,435.11
Miscellaneous Expenditures	11-000-251-890	6,000.00	-	6,000.00	5,731.09
Total Undistributed Expenditures - Central Services		586,167.00	64,900.00	651,067.00	617,573.12
Total Undistributed Expenditures -		897,493.00	(89,700.00)	807,793.00	75,423.55

**BARNEGAT TOWNSHIP SCHOOL DISTRICT
GENERAL FUND
BUDGETARY COMPARISON SCHEDULE
YEAR ENDED JUNE 30, 2022**

	ACCOUNT NUMBERS	JUNE 30, 2022			VARIANCE FINAL TO ACTUAL	
		ORIGINAL BUDGET	BUDGET TRANSFERS	FINAL BUDGET		
Undistributed Expenditures - Administrative Information Technology:						
Salaries	11-000-252-100	333,391.00	(147,389.00)	186,002.00	185,722.61	279.39
Purchased Technical Services	11-000-252-340	96,000.00	138,389.00	234,389.00	232,646.37	1,742.63
Other Purchased Services	11-000-252-500	4,000.00	-	4,000.00	851.97	3,148.03
Supplies and Materials	11-000-252-600	4,000.00	-	4,000.00	3,830.55	169.45
Other Objects	11-000-252-800	4,000.00	-	4,000.00	3,350.32	649.68
Total Undistributed Expenditures - Administrative Information Technology		441,391.00	(9,000.00)	432,391.00	426,401.82	5,989.18
Undistributed Expenditures - Required Maintenance for School Facilities:						
Salaries	11-000-261-100	444,927.00	-	444,927.00	426,098.11	18,828.89
Cleaning, Repair & Maintenance Services	11-000-261-420	466,822.33	640,000.00	1,106,822.33	383,303.73	723,518.60
Travel	11-000-261-580	-	5,000.00	5,000.00	1,200.00	3,800.00
General Supplies	11-000-261-610	218,625.00	15,000.00	233,625.00	180,016.89	53,608.11
Other Objects	11-000-261-800	11,000.00	(5,000.00)	6,000.00	4,542.50	1,457.50
Total Undistributed Expenditures - Required Maintenance for School Facilities		1,141,374.33	655,000.00	1,796,374.33	995,161.23	801,213.10
Undistributed Expenditures - Custodial Services:						
Salaries	11-000-262-100	1,420,659.00	(23,100.00)	1,397,559.00	1,274,069.49	123,489.51
Salaries of Non-Instructional Aides	11-000-262-107	128,080.00	(50,000.00)	78,080.00	77,322.62	757.38
Cleaning, Repair & Maintenance Services	11-000-262-420	455,686.87	(95,000.00)	360,686.87	319,501.22	41,185.65
Other Purchased Property Services	11-000-262-490	158,000.00	-	158,000.00	97,927.53	60,072.47
Insurance	11-000-262-520	509,500.00	-	509,500.00	509,500.00	-
Travel	11-000-262-580	-	3,000.00	3,000.00	-	3,000.00
Miscellaneous Purchased Services	11-000-262-590	3,000.00	(3,000.00)	-	-	-
General Supplies	11-000-262-610	135,717.62	8,500.00	144,217.62	118,127.18	26,090.44
Energy (Natural Gas)	11-000-262-621	200,000.00	67,000.00	267,000.00	199,712.72	67,287.28
Energy (Electricity)	11-000-262-622	500,000.00	80,400.00	580,400.00	474,660.73	105,739.27
Other Objects	11-000-262-800	21,000.00	-	21,000.00	20,782.64	217.36
Interest - Energy Savings Impr Prog Bonds	11-000-262-837	158,000.00	-	158,000.00	157,250.00	750.00
Principal - Energy Savings Impr Prog Bonds	11-000-262-917	543,000.00	(75,900.00)	467,100.00	448,072.00	19,028.00
Total Undistributed Expenditures - Custodial Services		4,232,643.49	(88,100.00)	4,144,543.49	3,696,926.13	447,617.36

**BARNEGAT TOWNSHIP SCHOOL DISTRICT
GENERAL FUND
BUDGETARY COMPARISON SCHEDULE
YEAR ENDED JUNE 30, 2022**

	ACCOUNT NUMBERS	JUNE 30, 2022			VARIANCE FINAL TO ACTUAL
		ORIGINAL BUDGET	BUDGET TRANSFERS	FINAL BUDGET	
Undistributed Expenditures - Care and Upkeep of Grounds:					
Salaries	11-000-263-100	287,467.00	8,200.00	295,667.00	-
Cleaning, Repair & Maintenance Services	11-000-263-420	116,000.00	(48,700.00)	67,300.00	64,996.44
General Supplies	11-000-263-610	105,398.00	(27,221.00)	78,177.00	73,839.51
Other Objects	11-000-263-800	1,000.00	-	1,000.00	245.00
Total Undistributed Expenditures - Care and Upkeep of Grounds		509,865.00	(67,721.00)	442,144.00	434,747.95
Security:					
Salaries	11-000-266-100	326,049.00	65,326.80	391,375.80	391,375.80
Purchased Professional and Technical Services	11-000-266-300	2,500.00	-	2,500.00	1,300.00
Cleaning, Repair, and Maintenance Services	11-000-266-420	40,000.00	(13,000.00)	27,000.00	13,851.00
General Supplies	11-000-266-610	13,000.00	-	13,000.00	4,833.06
Other Objects	11-000-266-800	1,000.00	-	1,000.00	250.00
Total Security		382,549.00	52,326.80	434,875.80	411,609.86
Undistributed Expenditures - Student Transportation Services:					
Salaries of Non-Instructional Aides	11-000-270-107	122,222.00	35,000.00	157,222.00	157,222.00
Salaries of Pupil Transportation (Between Home & School) - Regular	11-000-270-160	1,214,200.00	34,500.00	1,248,700.00	1,248,700.00
Sal for Pupil Trans (Bet Home & Sch)- Sp Ed	11-000-270-161	207,287.00	11,800.00	219,087.00	219,077.35
Sal for Pupil Trans (Bet. H&S) - NonPublic Sch	11-000-270-163	13,455.00	(7,000.00)	6,455.00	5,534.89
Other Purchased Prof. and Technical Serv.	11-000-270-390	20,000.00	14,000.00	34,000.00	33,566.31
Lease Purchase Payments - School Buses	11-000-270-443	159,000.00	-	159,000.00	158,086.02
Contract Services - Aid in Lieu Payments - Non Public Schools	11-000-270-503	48,000.00	11,400.00	59,400.00	59,353.50
Contract Serv. - Aid in Lieu Pymts-Choice Sch	11-000-270-505	37,600.00	(20,800.00)	16,800.00	16,775.00
Contract Serv.(Sp Ed Sids)-Joint Agrmnts	11-000-270-515	14,000.00	300.00	14,300.00	14,124.48
Contract Services (Special Education) - ESCs & CTSAs	11-000-270-518	1,300,000.00	744,100.00	2,044,100.00	1,997,420.65
Travel	11-000-270-580	-	5,000.00	5,000.00	63.06
Miscellaneous Purchased Services - Transportation	11-000-270-593	45,000.00	(5,000.00)	40,000.00	36,644.00
Transportation Supplies	11-000-270-615	160,000.00	138,700.00	298,700.00	284,231.55
Miscellaneous Expenditures	11-000-270-800	1,000.00	-	1,000.00	998.50
Total Undistributed Expenditures - Student Transportation Services		3,341,764.00	962,000.00	4,303,764.00	4,231,797.31
Total Undistributed Expenditures - Care and Upkeep of Grounds					71,966.69

BARNEGAT TOWNSHIP SCHOOL DISTRICT
 GENERAL FUND
 BUDGETARY COMPARISON SCHEDULE
 YEAR ENDED JUNE 30, 2022

	ACCOUNT NUMBERS	JUNE 30, 2022			VARIANCE FINAL TO ACTUAL
		ORIGINAL BUDGET	BUDGET TRANSFERS	FINAL BUDGET	
Unallocated Benefits:					
Social Security Contributions	11-000-291-220	680,000.00	(69,400.00)	610,600.00	605,516.19
Other Retirement Contributions - PERS	11-000-291-241	770,000.00	122,220.00	892,220.00	892,220.00
Pension Contributions	11-000-291-249	38,000.00	2,000.00	40,000.00	39,660.21
Unemployment Compensation	11-000-291-250	85,000.00	(72,720.00)	12,280.00	1,126.50
Workmen's Compensation	11-000-291-260	352,000.00	(90,000.00)	262,000.00	261,158.00
Health Benefits	11-000-291-270	11,137,840.00	163,400.00	11,301,240.00	11,162,627.70
Tuition Reimbursement	11-000-291-280	80,000.00	-	80,000.00	72,563.50
Other Employee Benefits	11-000-291-290	1,019,082.00	(65,500.00)	953,582.00	949,625.63
Total Unallocated Benefits		14,161,922.00	(10,000.00)	14,151,922.00	13,984,497.73
Nonbudgeted:					
TPAF Pension (on-behalf)		-	-	-	8,560,713.00
TPAF Social Security (reimbursed)		-	-	-	1,831,367.02
TPAF Post Retirements		-	-	-	2,000,129.00
TPAF Long-Term Disability Insurance (on behalf)		-	-	-	4,090.00
Total Undistributed Expenditures		35,915,631.62	1,269,179.00	37,184,810.62	47,650,978.68
Total Expenditures - Current Expense		59,573,136.80	556,079.00	60,129,215.80	70,253,540.22
Interest Deposit To Capital Reserve	11-505-000-000	1,000.00	-	1,000.00	-
Interest Earned on Maintenance Reserve	11-506-000-000	1,000.00	-	1,000.00	-
Capital Outlay:					
Undistributed Expenditures:					
Undist. Expend. - Required Maint for School Fac.	12-000-261-730	175,944.00	43,921.00	219,865.00	199,684.36
Total Equipment		175,944.00	43,921.00	219,865.00	199,684.36
					20,180.64

**BARNEGAT TOWNSHIP SCHOOL DISTRICT
GENERAL FUND
BUDGETARY COMPARISON SCHEDULE
YEAR ENDED JUNE 30, 2022**

	ACCOUNT NUMBERS	JUNE 30, 2022			VARIANCE FINAL TO ACTUAL
		ORIGINAL BUDGET	BUDGET TRANSFERS	FINAL BUDGET	
Facilities Acquisition & Construction Services:					
Construction Services	12-000-400-450	141,362.00	735,000.00	876,362.00	815,143.05
Lease Purchase Agreements - Principal	12-000-400-721	735,000.00	(735,000.00)	-	-
Assessment for Debt Service on SDA Funding	12-000-400-896	804,036.00	-	804,036.00	-
Total Facilities Acquisition & Construction Services		1,680,398.00	-	1,680,398.00	1,619,179.05
Assets Acquired Under Financed Purchases (Non-Budgeted):					
Financed Purchases (Non-Budgeted)		-	-	-	800,000.00
Total Assets Acquired Under Financed Purchases (Non-Budgeted)		-	-	-	800,000.00
Total Capital Outlay		1,856,342.00	43,921.00	1,900,263.00	2,618,863.41
Total Expenditures		61,431,478.80	600,000.00	62,031,478.80	72,872,403.63
Excess/(Deficiency) of Revenues Over/ (Under) Expenditures Before Other Financing Sources/(Uses)		(5,756,861.80)	(600,000.00)	(6,356,861.80)	(3,722,663.31)
Other Financing Sources/(Uses):					
Transfers In/(Out):					
Transfer from Other Funds		194,263.00	-	194,263.00	220,363.64
Financed Purchases (Non-Budgeted)		-	-	-	800,000.00
Total Other Financing Sources/(Uses)		194,263.00	-	194,263.00	1,020,363.64
					826,100.64

**BARNEGAT TOWNSHIP SCHOOL DISTRICT
GENERAL FUND
BUDGETARY COMPARISON SCHEDULE
YEAR ENDED JUNE 30, 2022**

ACCOUNT NUMBERS	JUNE 30, 2022		VARIANCE FINAL TO ACTUAL		
	ORIGINAL BUDGET	BUDGET TRANSFERS		FINAL BUDGET	
Excess/(Deficiency) of Revenues Over/ (Under) Expenditures After Other Financing Sources/(Uses) Fund Balances, July 1	(5,562,598.80) 16,495,933.68	(600,000.00) -	(6,162,598.80) 16,495,933.68	(2,702,299.67) 16,495,933.68	3,460,299.13 -
Fund Balances, June 30	\$ 10,933,334.88	\$ (600,000.00)	\$ 10,333,334.88	\$ 13,793,634.01	\$ 3,460,299.13

RECAPITULATION OF BUDGET TRANSFERS

Board Approved Maintenance Reserve Withdrawal	\$ 600,000.00
	<u>\$ 600,000.00</u>

RECAPITULATION OF FUND BALANCE

Restricted Fund Balance:		
Capital Reserve	\$ 2,118,664.00	
Maintenance Reserve	2,346,723.00	
Unemployment Reserve	884,241.59	
Excess Surplus	414,383.25	
Excess Surplus Designated for Subsequent Year's Expenditures	3,561,226.00	
Assigned Fund Balance:		
Designated for Subsequent Year's Expenditures	225,234.00	
Year-End Encumbrances	949,287.99	
Unassigned Fund Balance	3,293,874.18	
Subtotal	13,793,634.01	
Reconciliation to Governmental Funds Statements (GAAP):		
Last State Aid Payments Not Recognized on GAAP Basis	(2,060,079.00)	
Fund Balance per Governmental Funds (GAAP)	\$ 11,733,555.01	

**BARNEGAT TOWNSHIP SCHOOL DISTRICT
SPECIAL REVENUE FUND
BUDGETARY COMPARISON SCHEDULE
YEAR ENDED JUNE 30, 2022**

	JUNE 30, 2022				VARIANCE FINAL TO ACTUAL (OVER)/ UNDER
	ORIGINAL BUDGET	BUDGET TRANSFERS	FINAL BUDGET	ACTUAL	
Revenues:					
Local Sources	\$ 2,161.51	\$ 9,524.86	\$ 11,686.37	\$ 234,761.70	\$ (223,075.33)
State Sources	4,561,245.00	226,046.00	4,787,291.00	4,628,980.91	158,310.09
Federal Sources	1,871,834.25	6,419,628.00	8,291,462.25	6,934,731.24	1,356,731.01
Total Revenues	6,435,240.76	6,655,198.86	13,090,439.62	11,798,473.85	1,291,965.77
Expenditures:					
Instruction:					
Salaries of Teachers	2,156,858.00	1,383,382.14	3,540,240.14	2,350,477.36	1,189,762.78
Other Salaries for Instruction	478,737.00	(25,000.00)	453,737.00	425,709.43	28,027.57
Purchased Professional - Educational Services	-	102,858.79	102,858.79	102,858.79	-
Other Purchased Services (400-500 Series)	788,342.00	255,324.26	1,043,666.26	1,021,436.18	22,230.08
General Supplies	568,701.59	333,849.17	902,550.76	729,448.70	173,102.06
Other Objects	8,000.00	-	8,000.00	3,825.00	4,175.00
Total Instruction	4,000,638.59	2,050,414.36	6,051,052.95	4,633,755.46	1,417,297.49
Support Services:					
Salaries of Supervisors	139,310.00	(1,888.08)	137,421.92	137,421.92	-
Salaries of Other Professional Staff	908,017.00	9,268.29	917,285.29	915,069.86	2,215.43
Personal Services - Employee Benefits	927,973.00	359,311.58	1,287,284.58	1,227,056.70	60,227.88
Purchased Educational Services	22,500.00	73,879.00	96,379.00	73,879.00	22,500.00
Other Purchased Services (400-500 Series)	160,000.00	67,565.02	227,565.02	224,465.02	3,100.00
Supplies and Materials	12,596.17	220,693.35	233,289.52	221,793.95	11,495.57
Student Activities	-	-	-	268,783.56	(268,783.56)
Other Objects	4,300.00	4,300.00	8,600.00	4,300.00	4,300.00
Total Support Services	2,174,696.17	733,129.16	2,907,825.33	3,072,770.01	(164,944.68)
Facilities Acquisition & Construction Services:					
Buildings	-	2,570,845.00	2,570,845.00	2,570,845.00	-
Instructional Equipment	259,906.00	288,380.00	548,286.00	548,010.70	275.30
Noninstructional Equipment	-	1,012,430.34	1,012,430.34	1,012,430.34	-
Total Facilities Acquisition & Construction Services	259,906.00	3,871,655.34	4,131,561.34	4,131,286.04	275.30
Total Expenditures	6,435,240.76	6,655,198.86	13,090,439.62	11,837,811.51	1,252,628.11
Total Outflows	6,435,240.76	6,655,198.86	13,090,439.62	11,837,811.51	1,252,628.11
Excess/(Deficiency) of Revenues Over/(Under) Expenditures & Other Financing Sources/(Uses)	\$ -	\$ -	\$ -	\$ (39,337.66)	\$ 39,337.66
Fund Balance, July 1				145,411.98	
Fund Balance, June 30				\$ 106,074.32	
<u>Recapitulation</u>					
Restricted:					
Student Activities				106,074.32	
Total Fund Balance				\$ 106,074.32	

This page intentionally left blank

NOTES TO REQUIRED SUPPLEMENTARY INFORMATION - PART II

This page intentionally left blank

**BARNEGAT TOWNSHIP SCHOOL DISTRICT
NOTE TO REQUIRED SUPPLEMENTARY INFORMATION
BUDGET TO GAAP RECONCILIATION
YEAR ENDED JUNE 30, 2022**

**Note A - Explanation of Differences between Budgetary Inflows and Outflows and
GAAP Revenues and Expenditures**

	GENERAL FUND	SPECIAL REVENUE FUND
Sources/Inflows of Resources:		
Actual Amounts (Budgetary Basis) "Revenue"		
From the Budgetary Comparison Schedule (C-Series)	\$ 69,149,740.32	\$ 11,798,473.85
Difference - Budget to GAAP:		
Grant accounting budgetary basis differs from GAAP in that encumbrances are recognized as expenditures, and the related revenue is recognized.		
Current Year	-	(3,817,574.70)
Prior Year	-	2,195,161.34
The last state aid payments are recognized as revenue for budgetary purposes and differs from GAAP which does not recognize this revenue until the subsequent year when the state recognizes the related expense (GASB 33).		
Current Year	(2,060,079.00)	-
Prior Year	1,963,176.00	-
<hr/>		
Total Revenues as Reported on the Statement of Revenues, Expenditures, and Changes in Fund Balances - Governmental Funds. (B-2)	<u>\$ 69,052,837.32</u>	<u>\$ 10,176,060.49</u>
Uses/outflows of resources:		
Actual amounts (budgetary basis) "total outflows" from the budgetary comparison schedule. (C-1, C-2)	\$ 72,872,403.63	\$ 11,837,811.51
Differences - budget to GAAP		
Encumbrances for supplies and equipment ordered but not received is reported in the year the order is placed for <i>budgetary</i> purposes, but in the year the supplies are received for <i>financial reporting</i> purposes.		
	-	(1,622,413.36)
<hr/>		
Total Expenditures as Reported on the Statement of Revenues, Expenditures, and Changes in Fund Balances - Governmental Funds (B-2)	<u>\$ 72,872,403.63</u>	<u>\$ 10,215,398.15</u>

This page intentionally left blank

REQUIRED SUPPLEMENTARY INFORMATION - PART III

This page intentionally left blank

SCHEDULES RELATED TO ACCOUNTING AND REPORTING FOR PENSIONS (GASB 68)

This page intentionally left blank

**BARNEGAT TOWNSHIP SCHOOL DISTRICT
SCHEDULE OF THE SCHOOL DISTRICT'S PROPORTIONATE SHARE OF THE NET PENSION LIABILITY
PUBLIC EMPLOYEES' RETIREMENT SYSTEM (PERS)
LAST NINE FISCAL YEARS***

	2022	2021	2020	2019	2018	2017	2016	2015	2014
School District's proportion of the net pension liability	0.07618%	0.07659%	0.07028%	0.06974%	0.06869%	0.07051%	0.07045%	0.07561%	0.07677%
School District's proportionate share of the net pension liability	\$ 9,025,307.00	\$ 12,489,335.00	\$ 12,663,883.00	\$ 13,731,306.00	\$ 15,990,525.00	\$ 20,882,314.00	\$ 15,815,708.00	\$ 14,155,421.00	\$ 14,673,153.00
School District's covered payroll	\$ 5,785,796.00	\$ 5,640,172.00	\$ 5,163,095.00	\$ 4,816,858.00	\$ 4,823,395.00	\$ 4,651,310.00	\$ 4,794,351.00	\$ 4,735,961.00	\$ 4,765,434.00
School District's proportionate share of the net pension liability as a percentage of its covered payroll	155.99%	221.44%	245.28%	285.07%	331.52%	448.96%	329.88%	298.89%	307.91%
Plan fiduciary net position as a percentage of the total pension liability	70.33%	58.32%	56.27%	53.60%	48.10%	40.14%	47.93%	52.08%	48.72%

*The amounts presented for each fiscal year were determined as of the previous fiscal year end (the measurement date).

This schedule is presented to illustrate the requirement to show information for 10 years. However, until a full 10-year trend is compiled, governments should present information for those years for which information is available.

BARNEGAT TOWNSHIP SCHOOL DISTRICT
 SCHEDULE OF SCHOOL DISTRICT CONTRIBUTIONS
 PUBLIC EMPLOYEES' RETIREMENT SYSTEM (PERS)
 LAST NINE FISCAL YEARS

	2022	2021	2020	2019	2018	2017	2016	2015	2014
School District's contractually required contribution	\$ 892,220.00	\$ 837,823.00	\$ 683,644.00	\$ 648,693.00	\$ 693,680.00	\$ 636,363.00	\$ 626,379.00	\$ 605,723.00	\$ 623,281.00
Contributions in relation to the contractually required contribution	(892,220.00)	(837,823.00)	(683,644.00)	(648,693.00)	(693,680.00)	(636,363.00)	(626,379.00)	(605,723.00)	(623,281.00)
Contribution deficiency (excess)	\$ -	\$ -	\$ -	\$ -	\$ -	\$ -	\$ -	\$ -	\$ -
School District's covered payroll	\$ 5,226,475.00	\$ 5,785,796.00	\$ 5,640,172.00	\$ 5,163,095.00	\$ 4,816,858.00	\$ 4,823,395.00	\$ 4,651,310.00	\$ 4,794,351.00	\$ 4,735,961.00
Contributions as a percentage of covered payroll	17.07%	14.48%	12.12%	12.56%	14.40%	13.19%	13.47%	12.63%	13.16%

This schedule is presented to illustrate the requirement to show information for 10 years. However, until a full 10-year trend is compiled, governments should present information for those years for which information is available.

BARNEGAT TOWNSHIP SCHOOL DISTRICT
 SCHEDULE OF THE DISTRICT'S PROPORTIONATE SHARE OF THE NET PENSION LIABILITY
 TEACHERS' PENSION AND ANNUITY FUND (TPAF)
 LAST NINE FISCAL YEARS*

	2022	2021	2020	2019	2018	2017	2016	2015	2014
School District's proportion of the net pension liability	0.20550%	0.19181%	0.19056%	0.19172%	0.18616%	0.19078%	0.18924%	0.19561%	0.19149%
School District's proportionate share of the net pension liability	\$ -	\$ -	\$ -	\$ -	\$ -	\$ -	\$ -	\$ -	\$ -
State's proportionate share of the net pension liability associated with the School District	\$ 98,823,270.00	\$ 126,302,136.00	\$ 116,948,943.00	\$ 121,966,640.00	\$ 125,516,406.00	\$ 150,083,412.00	\$ 119,606,276.00	\$ 104,549,683.00	\$ 96,775,286.00
School District's covered payroll	\$ 24,930,086.00	\$ 23,825,219.00	\$ 21,471,908.00	\$ 20,058,557.00	\$ 19,966,123.00	\$ 19,262,475.00	\$ 19,058,623.00	\$ 18,864,172.00	\$ 18,972,436.00
School District's proportionate share of the net pension liability as a percentage of its covered payroll	0.00%	0.00%	0.00%	0.00%	0.00%	0.00%	0.00%	0.00%	0.00%
Plan fiduciary net position as a percentage of the total pension liability	35.52%	24.60%	26.95%	26.49%	25.41%	22.33%	28.71%	33.64%	33.76%

*The amounts presented for each fiscal year were determined as of the previous fiscal year end (the measurement date).

This schedule is presented to illustrate the requirement to show information for 10 years. However, until a full 10-year trend is compiled, governments should present information for those years for which information is available.

This page intentionally left blank

SCHEDULES RELATED TO ACCOUNTING AND REPORTING FOR OTHER POST EMPLOYMENT BENEFITS (GASB 75)

This page intentionally left blank

BARNEGAT TOWNSHIP SCHOOL DISTRICT
SCHEDULE OF CHANGES IN THE NET OPEB LIABILITY AND RELATED RATIOS
STATE HEALTH BENEFIT LOCAL EDUCATION RETIRED EMPLOYEES PLAN (OPEB)
LAST FIVE FISCAL YEARS*

	2022	2021	2020	2019	2018
District's Total OPEB Liability					
Service Cost	\$ 8,263,475.00	\$ 4,214,076.00	\$ 3,994,189.00	\$ 4,391,197.00	\$ 5,288,330.00
Interest Cost	3,267,239.00	3,115,101.00	3,694,821.00	3,944,982.00	3,396,919.00
Change in Benefit Terms	(134,057.00)	-	-	-	-
Difference between Expected & Actual Differences	(27,009,347.00)	26,743,932.00	(13,164,291.00)	(9,541,233.00)	-
Changes of Assumptions	124,258.00	26,290,546.00	1,282,166.00	(10,643,275.00)	(14,394,779.00)
Contributions: Member	83,527.00	75,946.00	78,249.00	85,714.00	91,251.00
Gross Benefit Payments	(2,573,669.00)	(2,505,653.00)	(2,639,735.00)	(2,480,043.00)	(2,478,126.00)
Net Change in District's Total OPEB Liability	(17,978,574.00)	57,933,948.00	(6,754,601.00)	(14,242,658.00)	(8,096,405.00)
District's Total OPEB Liability (Beginning)	143,927,158.00	85,993,210.00	92,747,811.00	106,990,469.00	115,086,874.00
District's Total OPEB Liability (Ending)	<u>\$ 125,948,584.00</u>	<u>\$ 143,927,158.00</u>	<u>\$ 85,993,210.00</u>	<u>\$ 92,747,811.00</u>	<u>\$106,990,469.00</u>
District's Covered Employee Payroll	\$ 30,715,882.00	\$ 29,465,391.00	\$ 26,635,003.00	\$ 24,782,981.00	\$ 24,789,518.00
District's Net OPEB Liability as a Percentage of Payroll	410%	488%	323%	374%	432%

Note - The amounts presented for each fiscal year were determined as of the previous fiscal year end (the measurement date).

* This schedule is presented to illustrate the requirement to show information for 10 years. However, until a full 10-year trend is compiled, governments should present information for those years for which information is available.

This page intentionally left blank

NOTES TO REQUIRED SUPPLEMENTARY INFORMATION - PART III

This page intentionally left blank

**BARNEGAT TOWNSHIP SCHOOL DISTRICT
NOTES TO REQUIRED SUPPLEMENTARY INFORMATION - PART III
YEAR ENDED JUNE 30, 2022**

Public Employees' Retirement System (PERS)

Changes in Benefit Terms

The June 30, 2021 measurement date includes one change in plan provisions as Chapter 140, P.L. 2021 reopened the Worker's Compensation Judges (WCJ) Part of PERS and transferred WCJs from the Defined Contribution Retirement Program (DCRP) and regular part of PERS into the WCJ Part of PERS.

Changes in Assumptions

The discount rate used as of June 30, measurement date is as follows:

<u>Year</u>	<u>Rate</u>	<u>Year</u>	<u>Rate</u>	<u>Year</u>	<u>Rate</u>
2021	7.00%	2018	5.66%	2015	4.90%
2020	7.00%	2017	5.00%	2014	5.39%
2019	6.28%	2016	3.98%		

The long-term expected rate of return used as of June 30, measurement date is as follows:

<u>Year</u>	<u>Rate</u>	<u>Year</u>	<u>Rate</u>	<u>Year</u>	<u>Rate</u>
2021	7.00%	2018	7.00%	2015	7.90%
2020	7.00%	2017	7.00%	2014	7.90%
2019	7.00%	2016	7.65%		

The mortality assumption was updated upon the direction from the Division of Pensions and Benefits.

Teachers Pension and Annuity Fund (TPAF)

Changes in Benefit Terms

None.

Changes in Assumptions

The discount rate used as of June 30, measurement date is as follows:

<u>Year</u>	<u>Rate</u>	<u>Year</u>	<u>Rate</u>	<u>Year</u>	<u>Rate</u>
2021	7.00%	2018	4.86%	2015	4.13%
2020	5.40%	2017	4.25%	2014	4.68%
2019	5.60%	2016	3.22%		

The long-term expected rate of return used as of June 30, measurement date is as follows:

<u>Year</u>	<u>Rate</u>	<u>Year</u>	<u>Rate</u>	<u>Year</u>	<u>Rate</u>
2021	7.00%	2018	7.00%	2015	7.90%
2020	7.30%	2017	7.00%	2014	7.90%
2019	7.00%	2016	7.65%		

The mortality assumption was updated upon the direction from the Division of Pensions and Benefits.

State Health Benefit Local Education Retired Employees Plan (OPEB)

Changes in Benefit Terms

None.

Changes in Assumptions

The discount rate used as of June 30, measurement date is as follows:

<u>Year</u>	<u>Rate</u>	<u>Year</u>	<u>Rate</u>
2021	2.16%	2018	3.87%
2020	2.21%	2017	3.58%
2019	3.50%	2016	2.85%

The mortality assumption was updated upon the direction from the Division of Pensions and Benefits.

This page intentionally left blank

OTHER SUPPLEMENTARY INFORMATION

This page intentionally left blank

D. School Based Budget Schedules

Not Applicable

This page intentionally left blank

E. Special Revenue Fund

This page intentionally left blank

**BARNEGAT TOWNSHIP SCHOOL DISTRICT
SPECIAL REVENUE FUND
COMBINING SCHEDULE OF PROGRAM REVENUES AND EXPENDITURES - BUDGETARY BASIS
YEAR ENDED JUNE 30, 2022**

	Title I	Title I SIA	Title IIA	Title III - Immigrant	I.D.E.A. - Basic	I.D.E.A. - Preschool
Revenues:						
Local Sources	\$ -	\$ -	\$ -	\$ -	\$ -	\$ -
State Sources	-	-	-	-	-	-
Federal Sources	665,352.00	11,200.00	149,848.00	30,973.00	835,715.00	34,628.00
Total Revenues	\$ 665,352.00	\$ 11,200.00	\$ 149,848.00	\$ 30,973.00	\$ 835,715.00	\$ 34,628.00
Expenditures:						
Instruction:						
Salaries of Teachers	\$ 405,290.42	\$ 5,000.00	\$ 73,259.00	\$ -	\$ -	\$ 34,628.00
Other Salaries for Instruction	-	-	-	-	-	-
Purchased Professional - Educational Services	-	-	-	-	-	-
Other Purchased Services (400-500 Series)	-	-	-	-	835,715.00	-
General Supplies	-	6,200.00	-	30,073.00	-	-
Other Objects	-	-	-	-	-	-
Total Instruction	405,290.42	11,200.00	73,259.00	30,073.00	835,715.00	34,628.00
Support Services:						
Salaries of Supervisor	7,654.00	-	22,810.00	-	-	-
Salaries of Other Professional Staff	-	-	-	-	-	-
Personal Services - Employee Benefits	245,834.58	-	-	-	-	-
Purchased Educational Services	-	-	53,779.00	600.00	-	-
Other Purchased Services (400-500 Series)	-	-	-	-	-	-
Supplies and Materials	6,573.00	-	-	300.00	-	-
Other Objects	-	-	-	-	-	-
Student Activities	-	-	-	-	-	-
Total Support Services	260,061.58	-	76,589.00	900.00	-	-
Facilities Acquisition & Construction Services:						
Buildings	-	-	-	-	-	-
Instructional Equipment	-	-	-	-	-	-
Noninstructional Equipment	-	-	-	-	-	-
Total Facilities Acquisition & Construction Services	-	-	-	-	-	-
Total Expenditures	665,352.00	11,200.00	149,848.00	30,973.00	835,715.00	34,628.00
Excess (Deficiency) of Revenues Over (Under) Expenditures and Other Financing Sources (Uses)	-	-	-	-	-	-
Fund Balance, July 1	-	-	-	-	-	-
Fund Balance, June 30	\$ -	\$ -	\$ -	\$ -	\$ -	\$ -

**BARNEGAT TOWNSHIP SCHOOL DISTRICT
SPECIAL REVENUE FUND
COMBINING SCHEDULE OF PROGRAM REVENUES AND EXPENDITURES - BUDGETARY BASIS
YEAR ENDED JUNE 30, 2022**

	ARP I.D.E.A. Basic	ARP I.D.E.A. Preschool	CRRSA ESSER II	ESSER II - Accelerated Learning	ESSER II - Mental Health	Drug Communities
Revenues:						
Local Sources	\$ -	\$ -	\$ -	\$ -	\$ -	\$ -
State Sources	-	-	-	-	-	-
Federal Sources	167,808.00	14,281.00	456,849.47	144,869.00	4,852.12	156,534.66
Total Revenues	\$ 167,808.00	\$ 14,281.00	\$ 456,849.47	\$ 144,869.00	\$ 4,852.12	\$ 156,534.66
Expenditures:						
Instruction:						
Salaries of Teachers	\$ -	\$ 14,281.00	\$ -	\$ 134,575.00	\$ -	\$ -
Other Salaries for Instruction	-	-	-	-	-	-
Purchased Professional - Educational Services	-	-	-	-	-	-
Other Purchased Services (400-500 Series)	167,808.00	-	-	-	-	-
General Supplies	-	-	456,849.47	-	1,852.12	-
Other Objects	-	-	-	-	-	-
Total Instruction	167,808.00	14,281.00	456,849.47	134,575.00	1,852.12	-
Support Services:						
Salaries of Supervisor	-	-	-	-	-	-
Salaries of Other Professional Staff	-	-	-	-	-	66,000.00
Personal Services - Employee Benefits	-	-	-	10,294.00	3,000.00	52,650.00
Purchased Educational Services	-	-	-	-	-	19,500.00
Other Purchased Services (400-500 Series)	-	-	-	-	-	-
Supplies and Materials	-	-	-	-	-	14,084.66
Other Objects	-	-	-	-	-	4,300.00
Student Activities	-	-	-	-	-	-
Total Support Services	-	-	-	10,294.00	3,000.00	156,534.66
Facilities Acquisition & Construction Services:						
Buildings	-	-	-	-	-	-
Instructional Equipment	-	-	-	-	-	-
Noninstructional Equipment	-	-	-	-	-	-
Total Facilities Acquisition & Construction Services	-	-	-	-	-	-
Total Expenditures	167,808.00	14,281.00	456,849.47	144,869.00	4,852.12	156,534.66
Excess (Deficiency) of Revenues Over (Under) Expenditures and Other Financing Sources (Uses)	-	-	-	-	-	-
Fund Balance, July 1	-	-	-	-	-	-
Fund Balance, June 30	\$ -	\$ -	\$ -	\$ -	\$ -	\$ -

BARNEGAT TOWNSHIP SCHOOL DISTRICT
SPECIAL REVENUE FUND
COMBINING SCHEDULE OF PROGRAM REVENUES AND EXPENDITURES - BUDGETARY BASIS
YEAR ENDED JUNE 30, 2022

	ARP	ESSER III - Accelerated Learning	ESSER III - Summer Learning & Enrichment	ESSER III - Beyond the School Day	ESSER III - Mental Health Support Staffing	ARP Homeless Grant
Revenues:						
Local Sources	\$ -	\$ -	\$ -	\$ -	\$ -	\$ -
State Sources	-	-	-	-	-	-
Federal Sources	4,052,331.97	5,005.26	38,589.76	40,000.00	88,501.00	37,393.00
Total Revenues	\$ 4,052,331.97	\$ 5,005.26	\$ 38,589.76	\$ 40,000.00	\$ 88,501.00	\$ 37,393.00
Expenditures:						
Instruction:						
Salaries of Teachers	\$ 81,196.19	\$ 5,005.26	\$ 35,746.76	\$ 38,914.00	\$ 82,211.00	\$ -
Other Salaries for Instruction	-	-	-	-	-	-
Purchased Professional - Educational Services	-	-	-	-	-	-
Other Purchased Services (400-500 Series)	-	-	-	-	-	-
General Supplies	199,300.83	-	-	-	-	-
Other Objects	-	-	-	-	-	-
Total Instruction	280,497.02	5,005.26	35,746.76	38,914.00	82,211.00	-
Support Services:						
Salaries of Supervisor	-	-	-	-	-	-
Salaries of Other Professional Staff	-	-	-	-	-	-
Personal Services - Employee Benefits	705.12	-	2,843.00	1,086.00	6,290.00	-
Purchased Educational Services	-	-	-	-	-	-
Other Purchased Services (400-500 Series)	-	-	-	-	-	37,393.00
Supplies and Materials	195,520.49	-	-	-	-	-
Other Objects	-	-	-	-	-	-
Student Activities	-	-	-	-	-	-
Total Support Services	196,225.61	-	2,843.00	1,086.00	6,290.00	37,393.00
Facilities Acquisition & Construction Services:						
Buildings	2,570,845.00	-	-	-	-	-
Instructional Equipment	218,380.00	-	-	-	-	-
Noninstructional Equipment	786,384.34	-	-	-	-	-
Total Facilities Acquisition & Construction Services	3,575,609.34	-	-	-	-	-
Total Expenditures	\$ 4,052,331.97	\$ 5,005.26	\$ 38,589.76	\$ 40,000.00	\$ 88,501.00	\$ 37,393.00
Excess (Deficiency) of Revenues Over (Under) Expenditures	-	-	-	-	-	-
Fund Balance, July 1	-	-	-	-	-	-
Fund Balance, June 30	\$ -	\$ -	\$ -	\$ -	\$ -	\$ -

BARNEGAT TOWNSHIP SCHOOL DISTRICT
SPECIAL REVENUE FUND
COMBINING SCHEDULE OF PROGRAM REVENUES AND EXPENDITURES - BUDGETARY BASIS
YEAR ENDED JUNE 30, 2022

	SDA Emergent & Capital		Various Local Grants	Student Activities	Totals
	Maintenance Needs Grant	Preschool Education Aid			
Revenues:					
Local Sources	\$ -	\$ -	\$ 5,315.80	\$ 229,445.90	\$ 234,761.70
State Sources	75,330.00	4,553,650.91	-	-	4,628,980.91
Federal Sources	-	-	-	-	6,934,731.24
Total Revenues	\$ 75,330.00	\$ 4,553,650.91	\$ 5,315.80	\$ 229,445.90	\$ 11,798,473.85
Expenditures:					
Instruction:					
Salaries of Teachers	\$ -	\$ 1,440,370.73	\$ -	\$ -	\$ 2,350,477.36
Other Salaries for Instruction	-	425,709.43	-	-	425,709.43
Purchased Professional - Educational Services	-	102,858.79	-	-	102,858.79
Other Purchased Services (400-500 Series)	-	17,913.18	-	-	1,021,436.18
General Supplies	-	35,173.28	-	-	729,448.70
Other Objects	-	3,825.00	-	-	3,825.00
Total Instruction	-	2,025,850.41	-	-	4,633,755.46
Support Services:					
Salaries of Supervisor	-	106,957.92	-	-	137,421.92
Salaries of Other Professional Staff	-	849,069.86	-	-	915,069.86
Personal Services - Employee Benefits	-	904,354.00	-	-	1,227,056.70
Purchased Educational Services	-	-	-	-	73,879.00
Other Purchased Services (400-500 Series)	-	187,072.02	-	-	224,465.02
Supplies and Materials	-	-	5,315.80	-	221,793.95
Other Objects	-	-	-	-	4,300.00
Student Activities	-	-	-	268,783.56	268,783.56
Total Support Services	-	2,047,453.80	5,315.80	268,783.56	3,072,770.01
Facilities Acquisition & Construction Services:					
Buildings	-	-	-	-	2,570,845.00
Instructional Equipment	-	329,630.70	-	-	548,010.70
Noninstructional Equipment	75,330.00	150,716.00	-	-	1,012,430.34
Total Facilities Acquisition & Construction Services	75,330.00	480,346.70	-	-	4,131,286.04
Total Expenditures	\$ 75,330.00	\$ 4,553,650.91	\$ 5,315.80	\$ 268,783.56	\$ 11,837,811.51
Excess (Deficiency) of Revenues Over (Under) Expenditures	-	-	-	(39,337.66)	(39,337.66)
Fund Balance, July 1	-	-	-	145,411.98	145,411.98
Fund Balance, June 30	\$ -	\$ -	\$ -	\$ 106,074.32	\$ 106,074.32

**BARNEGAT TOWNSHIP SCHOOL DISTRICT
SPECIAL REVENUE FUND
SCHEDULE OF PRESCHOOL EDUCATION AID
BUDGETARY BASIS
FOR THE FISCAL YEAR ENDED JUNE 30, 2022**

		2022 <u>Budgeted</u>	2022 <u>Actual</u>	<u>Variance</u>
EXPENDITURES:				
Instruction:				
Salaries of Teachers	100-101	\$ 1,456,930.72	\$ 1,440,370.73	\$ 16,559.99
Other Salaries for Instruction	100-106	453,737.00	425,709.43	28,027.57
Purchased Professional and Technical Services	100-300	102,858.79	102,858.79	-
Other Purchases	100-500	40,143.26	17,913.18	22,230.08
General Supplies	100-610	120,000.00	35,173.28	84,826.72
Other Objects	100-800	8,000.00	3,825.00	4,175.00
		<hr/>	<hr/>	<hr/>
Total Instruction		2,181,669.77	2,025,850.41	155,819.36
Support Services:				
Salaries of Other Prof. Staff	200-104	713,220.21	711,707.44	1,512.77
Other Salaries	200-110	245,023.00	244,320.34	702.66
Personal Services - Employee Benefits	200-200	904,354.00	904,354.00	-
Cleaning Repairs and Maintenance	200-420	187,072.02	187,072.02	-
		<hr/>	<hr/>	<hr/>
Total Support Services		2,049,669.23	2,047,453.80	2,215.43
Facilities Acquisition and Construction Services:				
Instructional Equipment	400-731	329,906.00	329,630.70	275.30
Noninstructional Equipment	400-732	150,716.00	150,716.00	-
		<hr/>	<hr/>	<hr/>
Total Facilities Acquisition and Construction Services		480,622.00	480,346.70	275.30
		<hr/>	<hr/>	<hr/>
Total Expenditures		\$ 4,711,961.00	\$ 4,553,650.91	\$ 158,310.09
		<hr/> <hr/>	<hr/> <hr/>	<hr/> <hr/>

Calculation of Budget and Carryover

2021/22 Preschool Education Aid Allocation	\$ 4,561,245.00
Add: Actual PEA Carryover (June 30, 2021)	<u>150,716.00</u>
Total Preschool Education Aid Funds Available for 2021/22 Budget	4,711,961.00
Less:	
2021/22 Budgeted Preschool Education Aid (Including prior-year budget carryover)	<u>(4,711,961.00)</u>
Available and Unbudgeted Preschool Education Aid Funds as of June 30, 2022	-
Add:	
June 30, 2022 Unexpended Preschool Education Aid	<u>158,310.09</u>
2021/22 Carryover - Preschool Education Aid/Preschool	<u>\$ 158,310.09</u>
2021/22 Preschool Education Aid Carryover Budgeted for Preschool Programs 2022-23	<u>\$ -</u>

This page intentionally left blank

F. Capital Projects Fund

Not Applicable

This page intentionally left blank

H. Fiduciary Fund
Not Applicable

This page intentionally left blank

I. Long-Term Debt

This page intentionally left blank

**BARNEGAT TOWNSHIP SCHOOL DISTRICT
LONG-TERM DEBT
SCHEDULE OF SERIAL BONDS PAYABLE
YEAR ENDED JUNE 30, 2022**

ISSUE	DATE OF ISSUE	AMOUNT OF ISSUE	ANNUAL MATURITIES DATE	AMOUNT	INTEREST RATE	BALANCE	ISSUED	REFUNDED	RETIRED	BALANCE
						JUNE 30, 2021				JUNE 30, 2022
Refunding Bonds - 2012	4/24/12	\$ 6,105,000.00	7/15/2022	655,000.00	5.000%	\$ 2,685,000.00	\$ -	\$ -	\$ 625,000.00	\$ 2,060,000.00
			7/15/2023	685,000.00	5.000%					
			7/15/2024	720,000.00	4.000%					
Refunding Bonds - 2014	2/24/14	7,600,000.00				2,765,000.00	-	2,085,000.00	680,000.00	-
Refunding Bonds - 2015	11/10/15	20,825,000.00	4/15/2023	495,000.00	4.000%	19,300,000.00	-	-	455,000.00	18,845,000.00
			4/15/2024	570,000.00	5.000%					
			4/15/2025	600,000.00	5.000%					
			4/15/2026	2,190,000.00	5.000%					
			4/15/2027	2,305,000.00	5.000%					
			4/15/2028	2,385,000.00	5.000%					
			4/15/2029	2,450,000.00	5.000%					
			4/15/2030	2,530,000.00	5.000%					
Refunding Bonds - 2020	10/15/2020	2,650,000.00	5/1/2023	360,000.00	1.100%	2,305,000.00	-	-	345,000.00	1,960,000.00
			5/1/2024	375,000.00	1.100%					
			5/1/2025	390,000.00	1.100%					
Refunding Bonds - 2022	2/24/2022	2,110,000.00	5/1/2026	410,000.00	1.100%					
			5/1/2027	425,000.00	1.100%					
Total										
						\$ 27,055,000.00	\$ 2,110,000.00	\$ 2,085,000.00	\$ 2,105,000.00	\$ 24,975,000.00

**BARNEGAT TOWNSHIP SCHOOL DISTRICT
LONG-TERM DEBT
SCHEDULE OF OBLIGATIONS UNDER LEASES AND FINANCED PURCHASES
YEAR ENDED JUNE 30, 2022**

PURPOSE	DATE OF LEASE	TERM OF LEASE	AMOUNT OF ORIGINAL LEASE		INTEREST RATE	AMOUNT OUTSTANDING JUNE 30, 2021	ISSUED	REFUNDED	RETIRED	AMOUNT OUTSTANDING JUNE 30, 2022
			PRINCIPAL	INTEREST						
Copiers	9/26/2018	5 Years	\$ 376,703.57	\$ 40,594.04	4.10%	\$ 184,401.39	\$ -	\$ -	\$ 77,453.34	\$ 106,948.05
Various Equipment	6/15/2020	5 Years	\$ 3,100,000.00	\$ 87,903.05	1.33%	2,500,549.24	-	-	637,580.61	1,862,968.63
Various Equipment	7/25/2019	5 Years	\$ 650,000.00	\$ 31,452.60	2.21%	400,094.60	-	-	136,290.52	263,804.08
Turf Field	11/15/2019	5 Years	\$ 1,200,000.00	\$ 45,647.20	1.86%	733,823.81	-	-	249,129.44	484,694.37
Energy Savings Improvement Plan	9/24/2020	18 Years	\$ 5,862,000.00	\$ 1,255,185.00	2.25%	5,993,895.00	-	-	329,895.00	5,664,000.00
						\$ 9,812,764.04	\$ -	\$ -	\$ 1,430,348.91	\$ 8,382,415.13
Various Equipment	6/22/2022	5 Years	\$ 800,000.00	\$ 55,257.50	2.90%	\$ -	\$ 800,000.00	\$ -	\$ -	\$ 800,000.00
						\$ -	\$ 800,000.00	\$ -	\$ -	\$ 800,000.00

BARNEGAT TOWNSHIP SCHOOL DISTRICT
 DEBT SERVICE FUND
 BUDGETARY COMPARISON SCHEDULE
 YEAR ENDED JUNE 30, 2022

	JUNE 30, 2022			VARIANCE FINAL TO ACTUAL	
	ORIGINAL BUDGET	BUDGET TRANSFERS	FINAL BUDGET		ACTUAL
Revenues:					
Local Sources:					
Local Tax Levy	\$ 2,296,132.00	\$ -	\$ 2,296,132.00	\$ 2,296,131.52	\$ (0.48)
State Sources:					
Debt Service Aid Type II	384,462.00	-	384,462.00	384,462.00	-
Total Revenues	2,680,594.00	-	2,680,594.00	2,680,593.52	(0.48)
Expenditures:					
Regular Debt Service:					
Interest	920,594.00	-	920,594.00	920,593.76	0.24
Redemption of Principal	1,760,000.00	-	1,760,000.00	1,760,000.00	-
Cost of Issuance of Debt	-	-	-	25,000.00	(25,000.00)
Total Regular Debt Service	2,680,594.00	-	2,680,594.00	2,705,593.76	(24,999.76)
Total Expenditures	2,680,594.00	-	2,680,594.00	2,705,593.76	(24,999.76)
Excess/(Deficiency) of Revenues Over/(Under) Expenditures	-	-	-	(25,000.24)	(24,999.28)
Other Financing Sources (Uses):					
Refunding Bond Proceeds	-	-	-	2,110,000.00	(2,110,000.00)
Deposit to Escrow Agent	-	-	-	(2,085,000.00)	2,085,000.00
Total Other Financing Sources (Uses)	-	-	-	25,000.00	(25,000.00)
Excess/(Deficiency) of Revenues and Other Financing Sources Over/(Under) Expenditures and Other Financing Sources (Uses)	-	-	-	(0.24)	(49,999.28)
Fund Balance, July 1,	0.72	-	0.72	0.72	-
Fund Balance, June 30,	\$ 0.72	\$ -	\$ 0.72	\$ 0.48	\$ (49,999.28)

This page intentionally left blank

STATISTICAL SECTION (Unaudited)

Third Section

This page intentionally left blank

Financial Trends Information

Financial trends information is intended to assist the user in understanding and assessing how the School District's financial position has changed over time. Please refer to the following exhibits for a historical view of the School District's financial performance. The Exhibits are presented for the last ten fiscal years.

This page intentionally left blank

BARNEGAT TOWNSHIP SCHOOL DISTRICT
NET POSITION BY COMPONENT
LAST TEN FISCAL YEARS
(Accrual Basis of Accounting)
Unaudited

	FISCAL YEAR ENDING JUNE 30,									
	2022	2021	2020	2019	2018	2017	2016	2015	2014	2013
Governmental Activities:										
Net Investment in										
Capital Assets	\$ 76,783,954.81	\$ 77,022,031.29	\$ 77,532,579.18	\$ 78,283,931.49	\$ 81,117,878.65	\$ 83,380,138.00	\$ 86,983,014.00	\$ 89,636,561.00	\$ 93,001,950.00	\$ 93,930,312.00
Restricted	9,431,312.64	12,978,005.95	12,188,182.14	13,567,605.38	12,264,877.30	13,636,799.00	11,547,489.00	8,196,710.00	5,191,822.00	1,404,515.00
Unrestricted (Deficit)	(13,521,575.95)	(16,645,448.49)	(18,022,268.05)	(18,274,819.80)	(17,398,140.82)	(18,329,790.00)	(18,576,762.00)	(17,373,614.00)	(2,321,816.00)	2,118,891.00
Total Governmental Activities	\$ 72,693,691.50	\$ 73,354,588.75	\$ 71,698,493.27	\$ 73,576,717.07	\$ 75,984,615.13	\$ 78,687,147.00	\$ 79,953,741.00	\$ 80,459,657.00	\$ 95,871,956.00	\$ 97,453,718.00
Business-Type Activities:										
Net Investment in Capital Assets	\$ 249,917.33	\$ 156,615.48	\$ 171,901.47	\$ 203,964.26	\$ 221,973.23	\$ 204,992.00	\$ 212,694.00	\$ 249,438.00	\$ 241,520.00	\$ 275,488.00
Unrestricted (Deficit)	1,002,157.85	841,548.33	1,062,648.60	915,991.32	829,499.94	740,933.00	571,654.00	264,999.00	135,332.00	80,450.00
Total Business-Type Activities	\$ 1,252,075.18	\$ 998,163.81	\$ 1,234,550.07	\$ 1,119,955.58	\$ 1,051,473.17	\$ 945,925.00	\$ 784,348.00	\$ 514,437.00	\$ 376,852.00	\$ 355,938.00
District-Wide:										
Net Investment in Capital Assets	\$ 77,033,872.14	\$ 77,178,646.77	\$ 77,704,480.65	\$ 78,487,895.75	\$ 81,339,851.88	\$ 83,585,130.00	\$ 87,195,708.00	\$ 89,885,999.00	\$ 93,243,470.00	\$ 94,205,800.00
Restricted	9,431,312.64	12,978,005.95	12,188,182.14	13,567,605.38	12,264,877.30	13,636,799.00	11,547,489.00	8,196,710.00	5,191,822.00	1,404,515.00
Unrestricted (Deficit)	(12,519,418.10)	(15,803,900.16)	(16,959,619.45)	(17,358,828.48)	(16,568,640.88)	(17,588,857.00)	(18,005,108.00)	(17,108,615.00)	(2,186,484.00)	2,199,341.00
Total District Net Position	\$ 73,945,766.68	\$ 74,352,752.56	\$ 72,933,043.34	\$ 74,696,672.65	\$ 77,036,088.30	\$ 79,633,072.00	\$ 80,738,089.00	\$ 80,974,094.00	\$ 96,248,808.00	\$ 97,809,656.00

Source: ACFR Schedule A-1

BARNEGAT TOWNSHIP SCHOOL DISTRICT
CHANGES IN NET POSITION - (ACCRUAL BASIS OF ACCOUNTING)
LAST TEN FISCAL YEARS
Unaudited

	FISCAL YEAR ENDING JUNE 30,									
	2022	2021	2020	2019	2018	2017	2016	2015	2014	2013
Expenses:										
Governmental Activities										
Instruction:										
Regular Instruction	\$ 34,162,507.61	\$ 35,585,231.42	\$ 31,064,223.38	\$ 31,086,004.61	\$ 31,221,056.46	\$ 14,618,584.00	\$ 14,701,980.00	\$ 14,953,495.00	\$ 14,517,601.00	\$ 15,212,116.00
Special Education Instruction	9,000,896.51	10,281,152.64	9,298,673.75	9,458,175.31	10,426,123.07	4,585,566.00	4,775,049.00	4,265,454.00	4,211,048.00	4,158,217.00
Other Instruction	2,652,064.32	3,232,804.62	3,085,173.54	3,122,007.17	3,270,224.70	1,673,567.00	1,667,778.00	1,682,938.00	1,703,314.00	1,811,770.00
Support Services:										
Tuition	3,693,026.97	2,810,056.52	3,383,983.70	2,857,009.26	3,092,954.93	1,571,942.00	920,382.00	904,033.00	1,427,499.00	1,206,492.00
Student & Instruction Related Services	14,143,291.81	13,647,605.17	10,359,111.44	10,887,221.28	8,361,385.84	4,636,365.00	4,677,720.00	4,211,955.00	4,092,541.00	4,227,395.00
General Administrative	1,102,989.44	1,027,399.30	1,012,290.26	906,871.35	869,036.86	455,153.00	551,293.00	624,907.00	514,057.00	664,145.00
School Administrative Services	2,689,306.32	2,558,114.66	2,347,470.61	2,309,025.22	2,491,519.58	1,462,856.00	1,517,202.00	1,497,164.00	1,441,871.00	1,433,741.00
Central Services	930,099.74	907,096.70	857,713.65	780,156.63	803,179.82	458,986.00	460,130.00	455,434.00	437,673.00	460,563.00
Administrative Info. Technology	642,185.04	489,260.26	479,960.14	526,249.89	482,200.03	332,384.00	327,657.00	309,001.00	249,164.00	254,131.00
Plant Operations & Maintenance	7,373,736.43	7,175,351.03	7,266,054.88	7,134,973.36	7,506,165.67	3,728,393.00	4,355,438.00	4,426,143.00	4,099,493.00	3,594,962.00
Pupil Transportation	6,373,323.95	3,555,046.37	3,784,962.55	5,298,698.04	4,417,173.55	2,290,453.00	1,947,470.00	2,505,761.00	2,609,206.00	3,016,676.00
Transfer to Charter Schools	-	-	-	-	-	20,108.00	-	-	9,630.00	-
Unallocated Charges	-	-	-	-	-	22,817,444.00	26,948,121.00	23,738,955.00	17,670,208.00	20,178,997.00
Interest & Other Charges	1,982,722.16	2,068,365.02	1,709,726.61	1,894,547.56	2,045,860.79	1,978,642.00	1,993,570.00	2,156,759.00	2,431,333.00	1,574,335.00
Total Governmental Activities	84,746,150.32	83,337,483.71	74,649,344.53	76,260,939.68	74,996,881.30	60,610,335.00	64,863,898.00	61,731,999.00	55,414,638.00	57,793,540.00
Expenses										
Business-Type Activities:										
Food Service	2,059,022.50	1,120,709.21	936,017.23	1,223,713.74	1,175,125.55	1,201,254.00	1,103,194.00	1,083,336.00	1,131,081.00	1,192,627.00
Community Education	-	-	-	-	-	-	-	-	-	389.00
After Care Program	-	-	-	224,425.89	196,206.51	154,770.00	133,906.00	100,340.00	101,224.00	-
Bengal Cubs Early Learning Center	-	-	-	230,078.56	360,653.45	286,936.00	204,669.00	115,681.00	-	-
Total Business-Type Activities	2,059,022.50	1,120,709.21	936,017.23	1,678,218.19	1,731,985.51	1,642,960.00	1,441,769.00	1,299,357.00	1,232,305.00	1,193,016.00
Expense										
Total District Expenses	\$ 86,805,172.82	\$ 84,458,192.92	\$ 75,585,361.76	\$ 77,939,157.87	\$ 76,728,866.81	\$ 62,253,295.00	\$ 66,305,667.00	\$ 63,031,356.00	\$ 56,646,943.00	\$ 58,986,556.00
Program Revenues:										
Operating Grants & Contributions	\$ 22,137,565.75	\$ 24,814,740.23	\$ 17,208,283.99	\$ 18,419,778.37	\$ 18,882,198.27	\$ 7,221,840.00	\$ 12,540,159.00	\$ 10,651,951.00	\$ 5,606,899.00	\$ 5,933,603.00
Total Governmental Activities	22,137,565.75	24,814,740.23	17,208,283.99	18,419,778.37	18,882,198.27	7,221,840.00	12,540,159.00	10,651,951.00	5,606,899.00	5,933,603.00
Program Revenues										
Business-Type Activities:										
Charges for Services:										
Food Service	94,475.20	8,197.37	399,431.18	552,165.60	539,837.40	545,357.00	556,968.00	491,442.00	527,936.00	548,824.00
Community Education	-	-	-	-	-	-	-	-	1,050.00	1,150.00
After Care Program	-	-	8,024.56	219,818.89	225,837.67	218,154.00	194,762.00	173,599.00	112,761.00	-
Bengal Cubs Early Learning Center	-	-	498.58	256,680.81	412,979.39	352,173.00	265,480.00	78,513.00	-	-
Operating Grants & Contributions	2,437,022.38	1,069,921.73	643,166.69	713,454.42	695,051.76	688,279.00	660,297.00	618,258.00	604,494.00	594,145.00
Total Business Type Activities	2,531,497.58	1,078,119.10	1,051,121.01	1,742,119.72	1,873,706.22	1,803,963.00	1,677,507.00	1,361,812.00	1,246,241.00	1,144,119.00
Program Revenues										
Total District Program Revenues	\$ 24,669,063.33	\$ 25,892,859.33	\$ 18,259,405.00	\$ 20,161,898.09	\$ 20,755,904.49	\$ 9,025,803.00	\$ 14,217,666.00	\$ 12,013,763.00	\$ 6,853,140.00	\$ 7,077,722.00

BARNEGAT TOWNSHIP SCHOOL DISTRICT
CHANGES IN NET POSITION - (ACCRUAL BASIS OF ACCOUNTING)
LAST TEN FISCAL YEARS
Unaudited

	FISCAL YEAR ENDING JUNE 30,									
	2022	2021	2020	2019	2018	2017	2016	2015	2014	2013
Net (Expense)/Revenue:										
Governmental Activities	\$ (62,608,584.57)	\$ (58,522,743.48)	\$ (57,441,060.54)	\$ (57,841,161.31)	\$ (56,114,683.03)	\$ (53,388,495.00)	\$ (52,323,739.00)	\$ (51,080,048.00)	\$ (49,807,739.00)	\$ (51,859,937.00)
Business-Type Activities	472,475.08	(42,590.11)	115,103.78	66,901.56	141,720.71	161,003.00	235,738.00	62,455.00	13,936.00	(48,897.00)
Total District-Wide Net Expense	\$ (62,136,109.49)	\$ (58,565,333.59)	\$ (57,325,956.76)	\$ (57,774,259.75)	\$ (55,972,962.32)	\$ (53,227,492.00)	\$ (52,088,001.00)	\$ (51,017,593.00)	\$ (49,793,803.00)	\$ (51,908,834.00)
General Revenues & Other Changes in Net Position:										
Governmental Activities:										
Property Taxes Levied for General Purposes, Net	\$ 33,604,286.00	\$ 32,475,635.00	\$ 30,975,558.00	\$ 30,378,843.00	\$ 29,210,426.00	\$ 28,778,745.00	\$ 28,542,745.00	\$ 27,609,823.00	\$ 26,418,198.00	\$ 25,696,073.00
Taxes Levied for Debt Service	2,296,131.52	2,285,893.00	2,274,520.00	2,261,840.00	2,177,274.00	2,114,549.00	2,351,074.00	2,241,723.00	2,326,455.00	2,542,367.00
Grants & Contributions	24,404,349.21	23,661,698.26	22,052,035.32	22,230,267.17	21,261,162.25	20,704,002.00	20,271,845.00	20,330,090.00	20,477,810.00	20,427,004.00
Tuition Received	189,024.65	350,702.01	198,339.05	168,036.79	154,294.48	156,135.00	124,890.00	185,995.00	125,976.00	68,598.00
Miscellaneous Income	327,510.20	206,678.11	62,384.37	137,804.40	535,927.36	121,894.00	165,797.00	150,047.00	150,165.00	149,924.00
Special Items:										
Cancellation of Prior Year Accounts Payable	-	-	-	256,471.89	185,605.59	246,576.00	361,472.00	-	(1,272,627.00)	-
Cancellation of Financed Purchase Proceeds	-	-	-	-	(152,188.00)	-	-	-	-	-
Total Governmental Activities	60,821,301.58	58,980,606.38	55,562,836.74	55,433,263.25	53,372,501.68	52,121,901.00	51,817,823.00	50,517,678.00	48,225,977.00	48,883,966.00
Business-Type Activities:										
Miscellaneous Income	1,799.93	(1,097.75)	(509.29)	1,580.88	3,476.20	574.00	34,173.00	75,130.00	6,978.00	(34,236.00)
Total Business-Type Activities	1,799.93	(1,097.75)	(509.29)	1,580.88	3,476.20	574.00	34,173.00	75,130.00	6,978.00	(34,236.00)
Total District-Wide	\$ 60,823,101.51	\$ 58,979,508.63	\$ 55,562,327.45	\$ 55,434,844.13	\$ 53,375,977.88	\$ 52,122,475.00	\$ 51,851,996.00	\$ 50,592,808.00	\$ 48,232,955.00	\$ 48,849,730.00
Change in Net Position:										
Governmental Activities	\$ (1,787,282.99)	\$ 457,862.90	\$ (1,878,223.80)	\$ (2,407,898.06)	\$ (2,742,181.35)	\$ (1,266,594.00)	\$ (505,916.00)	\$ (562,370.00)	\$ (1,581,762.00)	\$ (2,975,971.00)
Business-Type Activities	474,275.01	(43,687.86)	114,594.49	68,482.41	145,196.91	161,577.00	269,911.00	137,585.00	20,914.00	(83,133.00)
Total District	\$ (1,313,007.98)	\$ 414,175.04	\$ (1,763,629.31)	\$ (2,339,415.65)	\$ (2,596,984.44)	\$ (1,105,017.00)	\$ (236,005.00)	\$ (424,785.00)	\$ (1,560,848.00)	\$ (3,059,104.00)

Source: ACPR Schedule A-2

BARNEGAT TOWNSHIP SCHOOL DISTRICT
FUND BALANCES - GOVERNMENTAL FUNDS
LAST TEN FISCAL YEARS
(Modified Accrual Basis of Accounting)
Unaudited

	2022	2021	2020	2019	2018	2017	2016	2015	2014	2013
FISCAL YEAR ENDING JUNE 30,										
General Fund:										
Restricted	\$ 9,325,237.84	\$ 12,832,593.25	\$ 12,188,181.66	\$ 13,567,605.14	\$ 12,264,877.30	\$ 13,556,898.00	\$ 11,349,138.00	\$ 8,196,710.00	\$ 5,082,227.00	\$ 3,817,797.00
Assigned	1,174,521.99	641,601.80	321,441.88	1,151,527.89	923,406.70	175,241.00	251,931.00	772,358.00	355,429.00	-
Unassigned	1,233,795.18	1,058,562.63	(239,172.15)	(2,857.79)	-	(603,441.00)	(736,738.00)	(518,562.00)	(18,704.00)	-
Total General Fund	\$ 11,733,555.01	\$ 14,532,757.68	\$ 12,270,451.39	\$ 14,716,275.24	\$ 13,188,284.00	\$ 13,128,698.00	\$ 10,864,331.00	\$ 8,450,506.00	\$ 5,418,952.00	\$ 3,817,797.00
All Other Governmental Funds:										
Restricted										
Debt Service Fund	\$ 0.48	\$ 0.72	\$ 0.48	\$ 0.24	\$ 79,901.00	\$ 79,901.00	\$ 198,351.00	\$ 118,450.00	\$ 24,844.00	\$ 24,843.00
Special Revenue Fund	106,074.32	145,411.98	-	-	-	-	-	-	-	-
Capital Projects Fund	-	-	-	-	-	-	-	-	109,595.00	1,404,515.00
Reserved	-	-	-	-	-	-	-	-	-	1,385.00
Total All Other Governmental Funds	\$ 106,074.80	\$ 145,412.70	\$ 0.48	\$ 0.24	\$ 79,901.00	\$ 79,901.00	\$ 198,351.00	\$ 118,450.00	\$ 134,439.00	\$ 1,430,743.00

Source: ACFR Schedule B-1

BARNEGAT TOWNSHIP SCHOOL DISTRICT
CHANGES IN FUND BALANCES - GOVERNMENTAL FUNDS
LAST TEN FISCAL YEARS
(Modified Accrual Basis of Accounting)
Unaudited

	2022	2021	2020	2019	2018	2017	2016	2015	2014	2013
Revenues										
Tax Levy	\$ 35,900,417.52	\$ 34,761,528.00	\$ 32,640,683.00	\$ 31,387,700.00	\$ 30,893,294.00	\$ 30,893,819.00	\$ 29,851,546.00	\$ 28,744,653.00	\$ 28,238,440.00	\$ 28,701,127.00
Tuition Charges	189,024.65	350,702.01	198,339.05	154,294.48	168,036.79	154,339.05	154,294.48	-	-	-
Miscellaneous	332,826.00	208,343.65	67,711.80	542,355.09	278,029.00	290,687.00	336,042.00	276,141.00	218,572.00	170,056.00
State Sources	40,491,376.49	37,440,352.98	33,456,172.59	27,422,928.32	26,500,387.00	25,595,557.00	24,924,282.00	24,741,894.00	25,018,642.00	24,124,164.00
Federal Sources	4,995,846.67	2,823,024.97	1,592,657.29	1,557,575.47	1,425,455.00	1,440,904.00	1,455,092.00	1,342,815.00	1,341,965.00	1,990,678.00
Total Revenues	81,909,491.33	75,583,951.61	68,564,958.73	67,234,902.73	59,097,165.00	58,220,967.00	56,566,962.00	55,105,503.00	54,817,569.00	54,986,025.00
Expenditures										
Instruction:										
Regular Instruction	20,623,388.88	18,065,295.50	17,261,250.90	14,715,246.69	14,618,584.00	14,701,980.00	14,953,495.00	14,517,601.00	15,212,116.00	14,914,501.00
Special Education Instruction	5,433,705.02	5,219,357.95	5,166,932.35	4,912,513.07	4,585,566.00	4,775,049.00	4,442,230.00	4,211,048.00	4,158,217.00	4,074,599.00
Other Instruction	1,601,011.10	1,641,174.40	1,714,317.91	1,540,843.27	1,673,567.00	1,667,778.00	1,682,938.00	1,703,314.00	1,811,770.00	1,867,639.00
Support Services:										
Tuition	2,452,117.88	1,772,321.09	2,354,927.98	1,883,471.54	1,571,942.00	920,382.00	904,033.00	1,427,499.00	1,206,492.00	1,420,914.00
Attendance & Social Work Services	87,055.78	117,873.57	99,412.34	114,417.32	-	-	-	-	-	-
Health Services	547,025.45	468,569.30	531,518.97	554,347.76	4,636,365.00	4,677,720.00	4,211,955.00	4,092,451.00	4,227,395.00	3,905,059.00
Student & Instruction Related Services	8,756,865.27	8,021,191.29	6,578,016.35	4,401,955.39	4,551,533.00	5,512,933.00	6,249,907.00	514,057.00	664,145.00	615,632.00
General Administrative	732,369.45	647,987.48	704,456.90	529,204.67	455,153.00	551,293.00	624,907.00	514,057.00	664,145.00	615,632.00
School Administrative Services	1,785,661.51	1,613,419.71	1,633,614.32	1,517,224.25	1,462,856.00	1,517,202.00	1,497,164.00	1,441,871.00	1,433,741.00	1,450,603.00
Central Services	617,573.12	572,111.84	596,886.41	489,100.67	791,370.00	787,787.00	764,435.00	686,837.00	714,694.00	648,087.00
Administration Information	426,401.82	308,579.66	334,006.21	293,638.30	-	-	-	-	-	-
Plant Operations & Maintenance	4,899,599.17	5,194,874.06	5,565,528.60	4,909,793.39	4,075,065.00	4,665,414.00	4,743,311.00	4,675,911.00	4,262,208.00	5,367,042.00
Pupil Transportation	4,231,797.31	2,242,191.08	2,633,970.79	3,493,184.07	2,290,453.00	1,947,470.00	2,505,761.00	2,609,206.00	3,016,676.00	2,915,158.00
Unallocated Benefits	13,984,497.73	12,837,257.37	12,576,157.47	11,907,341.45	16,496,210.00	15,098,670.00	13,709,553.00	13,149,410.00	13,191,824.00	11,746,033.00
On Behalf TP AF Pension and Social Security Contributions	12,396,299.02	9,721,982.97	7,516,722.60	7,127,694.59	768,178.00	1,623,211.00	1,684,212.00	1,618,049.00	5,915,541.00	2,785,987.00
Capital Outlay	3,069,551.27	7,937,778.10	7,205,782.48	1,149,244.12	-	-	-	-	-	-
Debt Service:										
Principal	2,241,596.00	2,035,000.00	1,625,000.00	1,530,000.00	1,480,000.00	1,485,000.00	1,340,000.00	1,285,000.00	1,320,000.00	1,161,000.00
Interest & Other Charges	1,906,879.76	1,843,765.31	1,862,279.76	1,925,479.76	2,007,668.00	1,421,614.00	1,424,759.00	1,649,713.00	1,519,993.00	1,698,990.00
Total Expenditures	85,793,395.54	80,260,730.68	75,960,782.34	66,340,087.71	56,912,977.00	55,840,570.00	54,488,753.00	53,581,967.00	58,654,812.00	54,571,244.00
Other Financing Sources/(Uses):										
Financed Purchases (Non-budgeted)	800,000.00	5,862,000.00	4,950,000.00	376,703.57	-	215,702.00	-	116,917.00	3,562,628.00	-
Transfer of Funds to Charter Schools	-	-	-	-	-	(20,108.00)	-	-	-	-
Proceeds from Refunding Bonds	2,110,000.00	2,650,000.00	-	-	-	-	-	-	-	-
Deposit to Escrow Agent	(2,085,000.00)	(2,625,735.00)	-	-	-	-	-	(1,272,627.00)	-	-
Cancellation of Prior Year Receivables	-	-	-	-	-	-	-	-	-	-
Cancellation of Prior Year Accounts Payable	-	-	256,471.89	185,605.59	246,576.00	361,472.00	-	-	-	-
Transfers in	220,363.64	192,698.40	-	39,649.48	-	-	-	-	-	-
Total Other Financing Sources/(Uses)	1,045,363.64	6,078,963.40	633,175.46	225,255.07	246,576.00	557,066.00	-	(1,155,710.00)	3,562,628.00	-
Net Change in Fund Balances	\$ (2,838,540.57)	\$ 1,402,184.33	\$ (2,445,823.61)	\$ (2,284,717.76)	\$ 2,430,764.00	\$ 2,937,463.00	\$ 2,078,209.00	\$ 367,826.00	\$ (274,615.00)	\$ 414,781.00
Debt Service as a Percentage of Noncapital Expenditures	5.08%	5.08%	4.81%	5.56%	6.03%	5.49%	5.53%	5.79%	5.09%	5.53%

Source: ACFR Schedule B-2

EXHIBIT J-5

**BARNEGAT TOWNSHIP SCHOOL DISTRICT
GENERAL FUND - OTHER LOCAL REVENUE BY SOURCE
LAST TEN FISCAL YEARS
(Modified Accrual Basis of Accounting)**

Unaudited

FISCAL YEAR ENDING JUNE 30,	INTEREST ON <u>INVESTMENTS</u>	TUITION		TUITION OTHER	<u>MISCELLANEOUS</u>	<u>TOTAL</u>
		FROM <u>OTHER LEA's</u>				
2022	\$ -	\$ 176,315.65	\$ 12,709.00	\$ 98,064.30	\$ 287,088.95	
2021	-	350,702.01	-	41,817.83	392,519.84	
2020	-	198,339.05	-	62,384.37	260,723.42	
2019	-	151,485.29	16,551.50	137,804.40	305,841.19	
2018	-	120,209.48	34,085.00	109,549.00	263,843.48	
2017	9,569.00	-	-	109,549.00	119,118.00	
2016	8,995.00	-	-	137,795.00	146,790.00	
2015	8,004.00	-	-	12,860.00	20,864.00	
2014	7,787.00	-	-	139,855.00	147,642.00	
2013	126.00	-	-	117,234.00	117,360.00	

Source: District Records

Revenue Capacity Information

Revenue capacity information is intended to assist users in understanding and assessing the factors affecting the School District's ability to generate revenues. Please refer to the following exhibits for a historical view of these factors and how they relate to the School District's ability to generate revenues.

This page intentionally left blank

**BARNEGAT TOWNSHIP SCHOOL DISTRICT
ASSESSED VALUE AND ACTUAL VALUE OF TAXABLE PROPERTY,
LAST TEN FISCAL YEARS**
Unaudited

FISCAL YEAR ENDED JUNE 30	VACANT LAND	RESIDENTIAL	FARM REG.	QFARM	COMMERCIAL	INDUSTRIAL	APARTMENT	TOTAL ASSESSED VALUE	LESS: TAX EXEMPT PROPERTY	PUBLIC UTILITIES	NET VALUATION TAXABLE	TOTAL DIRECT SCHOOL TAX RATE	ACTUAL (COUNTY EQUALIZED) VALUE
2022	\$ 66,425,000.00	\$ 2,322,447,700.00	\$ 4,974,300.00	\$ 313,200.00	\$ 158,064,500.00	\$ 2,686,200.00	\$ 32,459,100.00	\$ 2,587,370,000.00	\$ 251,430,900.00	\$ -	2,335,939,100.00	1.416	\$ 3,476,713,249.00
2021	73,657,000.00	2,250,612,100.00	4,941,400.00	313,200.00	154,207,900.00	2,833,300.00	32,459,100.00	2,519,024,000.00	246,735,000.00	-	2,272,289,000.00	1.425	2,921,962,649.00
2020	81,492,000.00	2,182,216,100.00	4,941,400.00	313,200.00	147,818,800.00	2,833,300.00	32,459,100.00	2,452,073,900.00	-	-	2,452,073,900.00	1.417	2,642,605,776.00
2019	80,753,900.00	2,126,300,800.00	4,897,600.00	296,200.00	136,486,000.00	2,833,300.00	32,459,100.00	2,384,026,900.00	-	-	2,384,026,900.00	1.395	2,555,774,979.00
2018	87,503,500.00	2,076,421,500.00	4,669,000.00	353,200.00	137,202,800.00	3,189,400.00	32,459,100.00	2,341,798,500.00	-	-	2,341,798,500.00	1.394	2,424,724,063.00
2017	81,715,900.00	2,045,389,600.00	4,671,200.00	331,400.00	136,182,000.00	3,189,400.00	32,459,100.00	2,303,938,600.00	-	-	2,303,938,600.00	1.363	2,312,726,962.00
2016	86,667,800.00	2,013,691,900.00	4,671,200.00	316,700.00	136,330,400.00	3,189,400.00	32,459,100.00	2,277,326,500.00	-	-	2,277,326,500.00	1.357	2,253,217,077.00
2015	91,882,700.00	1,995,757,600.00	4,173,300.00	196,100.00	136,781,200.00	3,189,400.00	32,459,100.00	2,264,439,400.00	-	5,323,237.00	2,269,762,637.00	1.345	2,220,474,015.00
2014	97,899,600.00	1,975,973,100.00	3,363,000.00	109,500.00	133,948,600.00	3,189,400.00	32,459,100.00	2,246,942,300.00	-	4,422,968.00	2,251,365,268.00	1.310	-
2013	99,117,000.00	1,964,235,300.00	3,011,800.00	105,600.00	136,842,200.00	5,619,400.00	32,459,100.00	2,241,390,400.00	-	4,959,197.00	2,246,349,597.00	1.156	-

Source: Ocean County Board of Taxation
 Real property is required to be assessed at some percentage of true value (fair or market value) established by each county board of taxation.
 Reassessment occurs when ordered by the County Board of Taxation
 a. Taxable Value of Machinery, Implements and Equipment of Telephone, Telegraph and Messenger System Companies
 b. Tax rates are per \$100
 Note: There was a property revaluation in 2009

**BARNEGAT TOWNSHIP SCHOOL DISTRICT
DIRECT AND OVERLAPPING PROPERTY TAX RATES
LAST TEN FISCAL YEARS
(Rate per \$100 of Assessed Value)
Unaudited**

FISCAL YEAR ENDED JUNE 30,	SCHOOL DISTRICT DIRECT RATE		TOWNSHIP OF BARNEGAT	OVERLAPPING RATES				TOTAL DIRECT AND OVERLAPPING TAX RATE
	LOCAL SCHOOL	GENERAL OBLIGATION DEBT SERVICE		OCEAN COUNTY	COUNTY LIBRARY	COUNTY HEALTH	OCEAN OPEN SPACE	
2022	1,416	N/A	0.961	0.370	0.037	0.019	0.014	2,817
2021	1,425	N/A	0.952	0.357	0.039	0.018	0.013	2,804
2020	1,417	N/A	0.942	0.361	0.040	0.018	0.013	2,791
2019	1,395	N/A	0.932	0.354	0.039	0.018	0.012	2,750
2018	1,394	N/A	0.912	0.349	0.038	0.014	0.012	2,719
2017	1,363	N/A	0.901	0.347	0.037	0.014	0.012	2,674
2016	1,357	N/A	0.854	0.346	0.037	0.013	0.012	2,619
2015	1,345	N/A	0.783	0.346	0.037	0.013	0.012	2,536
2014	1,310	N/A	0.764	0.343	0.038	0.014	0.012	2,481
2013	1,156	0.101	0.738	0.345	0.040	0.015	0.022	2,417

Source: Municipal Tax Collector, Ocean County Board of Taxation.

**BARNEGAT TOWNSHIP SCHOOL DISTRICT
PRINCIPAL PROPERTY TAX PAYERS,
CURRENT YEAR AND NINE YEARS AGO
*Unaudited***

Taxpayer	2022		
	TAXABLE ASSESSED VALUE	RANK	% OF TOTAL DISTRICT NET ASSESSED VALUE
Atlantic Heights LLC	\$ 30,892,800.00	1	1.323%
Franklin Barnegat Developers LLC	19,967,900.00	2	0.855%
Walters Development Co LLC	8,855,700.00	3	0.379%
Barnegat Villge Square LLC	8,745,300.00	4	0.374%
Hometown Brighton at Barnegat LLC	8,051,100.00	5	0.345%
Pinewood Estates Assoc LLC	6,348,000.00	6	0.272%
Lennar	5,960,200.00	7	0.255%
Bayshore Plaza Shopping Ctr LLC	5,500,000.00	8	0.235%
1111 West Bay & Nautilus Assoc LLC	4,723,700.00	9	0.202%
Simply Storage Barnegat LLC	4,600,000.00	10	0.197%
Total	\$ 103,644,700.00		4.437%

Taxpayer	2013		
	TAXABLE ASSESSED VALUE	RANK	% OF TOTAL DISTRICT NET ASSESSED VALUE
Atlantic Heights LLC	\$ 30,892,800.00	1	1.375%
Walters Development Co LLC	11,741,900.00	2	0.523%
Barnegat Village Sq LLC	8,745,300.00	3	0.389%
Hometown Brighton at Barnegat LLC	8,051,100.00	4	0.358%
Heritage Point LLC	7,843,900.00	5	0.349%
D7F Barnegat Development LLC	6,995,500.00	6	0.311%
EFROS Arthur Est	6,453,400.00	7	0.287%
Pinewoods Estates	6,348,000.00	8	0.283%
Barengat Manor Associates LP	6,214,000.00	9	0.277%
Paramount Homes at Wall LLC	5,293,800.00	10	0.236%
Total	\$ 98,579,700.00		4.388%

Source: Municipal Tax Assessor

**BARNEGAT TOWNSHIP SCHOOL DISTRICT
PROPERTY TAX LEVIES AND COLLECTIONS
LAST TEN FISCAL YEARS
*Unaudited***

FISCAL YEAR ENDED JUNE 30,	TAXES LEVIED FOR THE FISCAL YEAR	COLLECTED WITHIN THE FISCAL YEAR OF THE LEVY		COLLECTIONS IN SUBSEQUENT YEARS
		AMOUNT	PERCENTAGE OF LEVY	
2022	\$ 35,900,418.00	\$ 35,900,418.00	100.00%	\$ -
2021	34,761,528.00	34,761,528.00	100.00%	-
2020	33,250,078.00	33,250,078.00	100.00%	-
2019	32,640,683.00	32,640,683.00	100.00%	-
2018	31,387,700.00	31,387,700.00	100.00%	-
2017	30,893,294.00	30,893,294.00	100.00%	-
2016	30,893,819.00	30,893,819.00	100.00%	-
2015	29,851,546.00	29,851,546.00	100.00%	-
2014	28,744,653.00	28,744,653.00	100.00%	-
2013	28,238,440.00	28,238,440.00	100.00%	-

Source: District records including the Certificate and Report of School Taxes (A4F form)

a. School taxes are collected by the Municipal Tax Collector. Under New Jersey State Statute, a municipality is required to remit to the school district the entire property tax balance, in the amount voted upon or certified prior to the end of the school year.

Debt Capacity Information

Debt capacity information is intended to assist users in understanding and assessing the School District's debt burden and its ability to issue additional debt. Please refer to the following exhibits for historical view of the School District's outstanding debt and its debt capacity.

This page intentionally left blank

**BARNEGAT TOWNSHIP SCHOOL DISTRICT
RATIOS OF OUTSTANDING DEBT BY TYPE
LAST TEN FISCAL YEARS
*Unaudited***

FISCAL YEAR ENDED JUNE 30,	GOVERNMENTAL ACTIVITIES			PERCENTAGE OF PERSONAL INCOME	PER CAPITA
	GENERAL OBLIGATION BONDS	LEASE OBLIGATIONS	TOTAL DISTRICT		
2022	\$ 24,975,000.00	\$ 9,182,415.13	\$ 34,157,415.13	N/A	N/A
2021	27,055,000.00	9,623,430.03	36,678,430.03	N/A	N/A
2020	26,440,000.00	7,372,673.25	33,812,673.25	N/A	N/A
2019	28,065,000.00	3,154,169.99	31,219,169.99	N/A	N/A
2018	29,635,000.00	3,090,000.00	32,725,000.00	N/A	N/A
2017	31,165,000.00	3,335,000.00	34,500,000.00	N/A	N/A
2016	32,645,000.00	3,681,672.00	36,326,672.00	N/A	N/A
2015	33,345,000.00	3,991,648.00	37,336,648.00	N/A	N/A
2014	34,685,000.00	4,308,816.00	38,993,816.00	N/A	N/A
2013	36,370,000.00	4,885,234.00	41,255,234.00	N/A	N/A

Note: Details regarding the district's outstanding debt can be found in the notes to the financial statements.
See Exhibit J-14 for personal income and population data.

BARNEGAT TOWNSHIP SCHOOL DISTRICT
RATIOS OF NET GENERAL BONDED DEBT OUTSTANDING
LAST TEN FISCAL YEARS
Unaudited

FISCAL YEAR ENDED JUNE 30,	ESTIMATED SCHOOL DISTRICT POPULATION	NET ASSESSED VALUATION TAXABLE	NET GENERAL BONDED DEBT OUTSTANDING	PERCENTAGE OF ACTUAL TAXABLE VALUE OF PROPERTY	PER CAPITA
2022	602,018	\$ 2,335,939,100.00	\$ 24,975,000.00	1.07%	N/A
2021	607,186	2,272,289,000.00	27,055,000.00	1.19%	N/A
2020	N/A	2,452,073,900.00	26,440,000.00	1.08%	N/A
2019	607,186	2,384,026,900.00	28,065,000.00	1.18%	N/A
2018	601,651	2,341,798,500.00	29,635,000.00	1.27%	N/A
2017	595,470	2,303,938,600.00	31,165,000.00	1.35%	53
2016	590,990	2,277,326,500.00	32,645,000.00	1.43%	56
2015	587,137	2,269,762,637.00	33,345,000.00	1.47%	57
2014	584,449	2,251,365,268.00	34,685,000.00	1.54%	60
2013	582,022	2,246,349,597.00	36,370,000.00	1.62%	63

Note: Details regarding the District's outstanding debt can be found in the notes to the financial statements.
See Exhibit J-6 for property tax data.
Population data can be found in Exhibit J-14.

**BARNEGAT TOWNSHIP SCHOOL DISTRICT
RATIOS OF OVERLAPPING GOVERNMENTAL ACTIVITIES DEBT
YEAR ENDED JUNE 30, 2022
*Unaudited***

GOVERNMENTAL UNIT	DEBT OUTSTANDING	ESTIMATED PERCENTAGE APPLICABLE	SHARE OF OVERLAPPING DEBT
Debt Repaid With Property Taxes:			
Township of Barnegat	\$ 21,192,000.00	87.9%	\$ 18,627,768.00
Other Debt:			
County of Ocean - Township's Share (%)	490,104,150.03	46.20%	<u>226,428,117.31</u>
Subtotal, Overlapping Debt			<u>245,055,885.31</u>
 Barnegat Township School District Direct Debt	 24,975,000.00	 100.00%	 <u>24,975,000.00</u>
 Total Direct & Overlapping Debt			 <u><u>\$ 270,030,885.31</u></u>

Sources: Ocean County Board of Taxation, Township of Barnegat

NOTE: Overlapping governments are those that coincide, at least in part, with the geographic boundaries of the District. This schedule estimates the portion of the outstanding debt of those overlapping governments that is borne by the residents and businesses of Barnegat. This process recognizes that, when considering the District's ability to issue and repay long-term debt, the entire debt burden borne by the residents and businesses should be taken into account. However this does not imply that every taxpayer is a resident, and therefore responsible for repaying the debt, of each overlapping payment.

For debt repaid with property taxes, the percentage of overlapping debt applicable is estimated using taxable assessed property values. Applicable percentages were estimated by determining the portion of another governmental unit's taxable value that is within the district's boundaries and dividing it by each unit's total taxable value.

BARNEGAT TOWNSHIP SCHOOL DISTRICT
 LEGAL DEBT MARGIN INFORMATION
 LAST TEN FISCAL YEARS
 (Dollars in Thousands)
 Unaudited

	2022	2021	2020	2019	2018	2017	2016	2015	2014	2013
Debt Limit	\$ 100,779,572.00	\$ 100,161,771.19	\$ 98,068,330.67	\$ 95,705,324.00	\$ 93,730,186.67	\$ 92,307,514.67	\$ 90,562,028.00	\$ 89,875,083.00	\$ 91,095,675.00	\$ 94,123,335.00
Total Net Debt Applicable to Limit	24,975,000.00	27,055,000.00	27,055,000.00	26,440,000.00	28,065,000.00	32,725,000.00	31,165,000.00	32,645,000.00	33,345,000.00	34,685,000.00
Legal Debt Margin	\$ 75,804,572.00	\$ 73,106,771.19	\$ 71,013,330.67	\$ 69,265,324.00	\$ 65,665,186.67	\$ 59,582,514.67	\$ 59,397,028.00	\$ 57,230,083.00	\$ 57,750,675.00	\$ 59,438,335.00
Total Net Debt Applicable to the Limit as a Percentage of Debt Limit	24.78%	27.01%	27.59%	27.63%	29.94%	35.45%	34.41%	36.32%	36.60%	36.85%

Legal Debt Margin Calculation	
Equalized Valuation Basis	
2021	\$ 2,587,370,000.00
2020	2,519,024,000.00
2019	2,452,073,900.00
	<u>\$ 7,558,467,900.00</u>
Average Equalized Valuation of Taxable Property	<u>\$ 2,519,489,300.00</u>
Debt Limit (4% of Average Equalization Value) Net Bonded School Debt	\$ 100,779,572.00 24,975,000.00
Legal Debt Margin	<u>\$ 75,804,572.00</u>

Source: Equalized valuation bases were obtained from the Ocean County Board of Taxation

Demographic and Economic Information

Demographic and economic information is intended (1) to assist users in understanding the socioeconomic environment within the School District operates and (2) to provide information that facilitates comparisons of financial statement information over time and among school districts.

Please refer to the following exhibits for a historical view of the demographic and economic statistics and factors prevalent in the location in which the School District operates.

This page intentionally left blank

**BARNEGAT TOWNSHIP SCHOOL DISTRICT
DEMOGRAPHIC AND ECONOMIC STATISTICS
LAST TEN FISCAL YEARS
*Unaudited***

YEAR	POPULATION (a)	PERSONAL INCOME (b)	PER CAPITA PERSONAL INCOME (c)	UNEMPLOYMENT RATE (d)
2022	602,018	N/A	N/A	4.10%
2021	607,186	N/A	N/A	7.20%
2020	N/A	77,428	36,481	15.80%
2019	607,186	76,093	37,432	3.20%
2018	601,651	67,609	N/A	4.70%
2017	595,470	65,387	N/A	5.90%
2016	590,990	62,629	47,413	5.50%
2015	587,137	61,144	46,385	6.60%
2014	584,449	58,625	44,354	8.10%
2013	582,022	56,027	42,954	8.80%

Source: U.S. Department of Commerce, Bureau of Economic Analysis. These numbers are estimated by the Bureau and may be revised from year to year.

a Population information provided by the NJ Dept of Labor and Workforce Development. These numbers are estimated by the Department and may be revised from year to year.

b Personal income has been estimated based upon the county population and per capita personal income presented.

c Per capita personal income by county estimated based upon the 2000 Census published by the US Bureau of Economic Analysis.

d Unemployment data provided by the NJ Dept of Labor and Workforce Development. Note that that there is recent revised data for the years 2004 through 2001 due to the new unemployment estimation procedure.

**BARNEGAT TOWNSHIP SCHOOL DISTRICT
PRINCIPAL EMPLOYERS
CURRENT YEAR AND NINE YEARS AGO
*Unaudited***

	2022	
	EMPLOYEES	PERCENTAGE OF TOTAL EMPLOYMENT

DATA NOT AVAILABLE

Total	<u>0</u>	<u>0.00%</u>
Total Employment - (Estimated)	<u>0</u>	

Source: Ocean County Department of Economic Development and Tourism;
The Township of Barnegat, Official Statements

Operating Information

Operating information is intended to provide contextual information about the School District's operations and resources to assist readers in using financial statement information to understand and assess the School District's economic condition. Please refer to the following exhibits for a historical view of the factors and statistics pertinent to the School District's operations.

This page intentionally left blank

**BARNEGAT TOWNSHIP SCHOOL DISTRICT
FULL-TIME EQUIVALENT DISTRICT EMPLOYEES BY FUNCTION/PROGRAM
LAST TEN FISCAL YEARS
*Unaudited***

Function/Program	2022	2022	2021	2020	2019	2018	2017	2016	2015	2014
Instruction:										
Regular	288	269	268	268	242	241	242	241	243	175
Special Education	25	34	64	63	60	60	60	52	52	16
Other Special Instruction	18	20	24	24	23	23	22	21	21	53
Other Instruction	60	1	-	-	1	1	1	1	1	63
Support Services:										
Student & Instruction Related Services	106	113	122	117	98	114	106	82	83	58
General Administration	6	5	5	4	3	3	3	3	3	3
School Administrative Services	22	22	18	18	18	18	18	18	18	24
Central Services	15	11	11	11	8	8	8	8	8	7
Plant Operations & Maintenance	58	53	54	53	47	48	47	49	49	58
Secretary	23	24	26	25	21	21	21	21	21	-
Pupil Transportation	50	43	36	36	37	33	34	37	38	38
Total	671	595	628	619	558	570	562	533	537	495

Source: District Personnel Records

**BARNEGAT TOWNSHIP SCHOOL DISTRICT
OPERATING STATISTICS
LAST TEN FISCAL YEARS**
Unaudited

FISCAL YEAR	ENROLLMENT	OPERATING EXPENDITURES (a)	COST PER PUPIL	PERCENTAGE CHANGE	TEACHING STAFF (b)	PUPIL/TEACHER RATIO (d)			AVERAGE DAILY ENROLLMENT ATTENDANCE (ADE) (c)	AVERAGE DAILY ATTENDANCE (ADA) (c)	% CHANGE IN AVERAGE DAILY ENROLLMENT	STUDENT ATTENDANCE PERCENTAGE
						ELEM	MIDDLE	HIGH				
2022	3,556	\$ 57,857,241.20	\$ 16,270.32	9.36%	671	1:11.6	1:11	1:12.4	3,522.65	3,222.13	1.73%	91.47%
2021	3,498	52,042,599.06	14,877.82	-0.77%	595	1:10.63	1:10	1:11.4	3,462.66	3,274.59	-0.96%	94.57%
2020	3,486	52,265,598.11	14,993.00	-5.46%	628	1:12.2	1:12	1:12	3,496.08	3,345.42	13.01%	95.69%
2019	3,130	49,637,251.46	15,858.55	-0.70%	619	1:10.4	1:10.7	1:11	3,093.72	2,932.52	-0.89%	94.79%
2018	3,149	50,291,554.88	15,970.64	-6.44%	558	1:12.4	1:10.6	1:10.45	3,121.64	2,980.02	0.70%	95.46%
2017	3,132	53,461,167.00	17,069.34	5.49%	570	1:11.58	1:10.9	1:13	3,100.00	2,936.00	-0.99%	94.71%
2016	3,171	51,310,745.00	16,181.25	4.22%	562	1:15.1	1:12.77	1:18	3,131.00	2,980.00	-1.51%	95.18%
2015	3,223	50,039,782.00	15,525.84	2.12%	533	1:11.5	1:11.5	1:13	3,179.00	3,003.00	0.16%	94.46%
2014	3,225	49,029,295.00	15,202.88	-2.55%	537	1:11	1:11	1:15	3,174.00	3,001.00	-0.56%	94.55%
2013	3,240	50,546,982.00	15,600.92	5.26%	495	1:14	1:14	1:15	3,192.00	3,020.00	-0.25%	94.61%

Sources: District records

Note: Enrollment based on annual October district count from the year prior.

a Operating expenditures equal total expenditures less debt service, capital outlay, and on-behalf TPAF Pension and reimbursed TPAF social security contributions. J-4

b Teaching staff includes only full-time equivalents of certificated staff.

c Average daily enrollment and average daily attendance are obtained from the School Register Summary (SRS).

d Pupil/Teacher ratio was obtained from the Comparative Spending Guide

**BARNEGAT TOWNSHIP SCHOOL DISTRICT
SCHOOL BUILDING INFORMATION
LAST TEN FISCAL YEARS
*Unaudited***

<u>DISTRICT BUILDINGS</u>	<u>2022</u>	<u>2021</u>	<u>2020</u>	<u>2019</u>	<u>2018</u>	<u>2017</u>	<u>2016</u>	<u>2015</u>	<u>2014</u>	<u>2013</u>
Elementary Schools:										
Cecil S. Collins (1980)										
Square Feet	86,000	86,000	86,000	86,000	86,000	86,000	86,000	86,000	86,000	86,000
Capacity	1,091	1,091	1,091	1,091	1,091	1,091	1,091	1,091	1,091	1,091
Enrollment	760	719	508	392	464	426	419	419	388	388
Lillian M. Dunfee (1974)										
Square Feet	70,817	70,817	70,817	70,817	70,817	70,817	70,817	70,817	70,817	70,817
Capacity	1,027	1,027	1,027	1,027	1,027	1,027	1,027	1,027	1,027	1,027
Enrollment (a)	293	289	454	383	387	373	366	366	377	377
Robert L. Horbelt (2001)										
Square Feet	80,586	80,586	80,586	80,586	80,586	80,586	80,586	80,586	80,586	80,586
Capacity	554	554	554	554	554	554	554	554	554	554
Enrollment	498	521	524	419	419	417	444	444	440	440
Joseph T. Donahue (2008)										
Square Feet	72,300	72,300	72,300	72,300	72,300	72,300	72,300	72,300	72,300	72,300
Capacity	805	805	805	805	805	805	805	805	805	805
Enrollment	478	487	317	271	220	225	262	262	272	272
Elizabeth V. Edwards (1927)										
Square Feet	36,000	36,000	36,000	36,000	36,000	36,000	36,000	36,000	36,000	36,000
Capacity	126	126	126	126	126	126	126	126	126	126
Enrollment	-	-	-	-	-	-	-	-	-	-
Middle School:										
Russell O. Brackman (1990)										
Square Feet	172,970	172,970	172,970	172,970	172,970	172,970	172,970	172,970	172,970	172,970
Capacity	1,815	1,815	1,815	1,815	1,815	1,815	1,815	1,815	1,815	1,815
Enrollment	554	526	739	732	720	752	746	746	750	750
High School:										
Barnegat High School (2004)										
Square Feet	201,214	201,214	201,214	201,214	201,214	201,214	201,214	201,214	201,214	201,214
Capacity	2,282	2,282	2,282	2,282	2,282	2,282	2,282	2,282	2,282	2,282
Enrollment	973	956	944	933	939	939	986	986	988	988
Other Buildings:										
Transportation (2003)										
Square Feet	2,356	2,356	2,356	2,356	2,356	2,356	2,356	2,356	2,356	2,356
Central Administration (2003)										
Square Feet	2,585	2,585	2,585	2,585	2,585	2,585	2,585	2,585	2,585	2,585
Maintenance (2003)										
Square Feet	788	788	788	788	788	788	788	788	788	788

Number of Schools at June 30, 2022:

- Elementary = 5
- Middle School = 1
- High School = 1
- Other = 3

Source: District Facilities Office, District Records

Note: Year of original construction is shown in parentheses. Increases in square footage and capacity are the result of additions. Enrollment is based on the annual October district count.

BARNEGAT TOWNSHIP SCHOOL DISTRICT
GENERAL FUND
SCHEDULE OF REQUIRED MAINTENANCE FOR SCHOOL FACILITIES
LAST TEN FISCAL YEARS
Unaudited

SCHOOL FACILITIES	PROJECT # (s)	2022	2021	2020	2019	2018	2017	2016	2015	2014	2013
High School:											
Barnegat High School (2004)	N/A	\$ 355,237.76	\$ 368,966.56	\$ 285,230.95	\$ 215,129.07	\$ 147,989.00	\$ 161,174.00	\$ 143,070.00	\$ 120,806.00	\$ 144,003.00	\$ 177,313.00
Middle School:											
Russell O. Brackman (1990)	N/A	233,726.51	315,098.43	246,488.77	184,396.00	108,420.00	146,326.00	139,088.00	118,483.00	113,603.00	152,424.00
Elementary Schools:											
Cecil S. Collins (1980)	N/A	149,901.57	156,665.69	122,551.92	92,198.00	69,115.00	61,554.00	88,986.00	62,703.00	73,945.00	949,822.00
Lillian M. Dumfee (1974)	N/A	154,359.47	129,006.91	100,916.06	76,832.00	74,439.00	64,518.00	79,500.00	73,676.00	41,157.00	62,405.00
Robert L. Horbelt (2001)	N/A	103,183.86	146,803.04	114,837.28	84,515.00	70,373.00	55,250.00	91,987.00	73,428.00	58,387.00	71,013.00
Joseph T. Donahue (2008)	N/A	113,352.78	131,708.48	103,029.37	76,832.00	51,492.00	44,949.00	82,388.00	64,257.00	44,762.00	63,712.00
Elizabeth V. Edwards (1927)	N/A	34,300.00	65,580.99	51,304.38	38,415.00	17,726.00	18,153.00	16,891.00	1,743.00	2,845.00	31,724.00
Other:											
Maintenance (2003)	N/A	2,995.54	-	-	-	-	-	13,757.00	11,212.00	85,338.00	6,168.00
Central Administration (2003)	N/A	2,462.93	-	-	-	-	-	3,876.00	4,293.00	9,480.00	2,64.00
Grand Total		\$ 1,149,520.42	\$ 1,313,830.10	\$ 1,024,358.73	\$ 768,317.07	\$ 539,554.00	\$ 551,924.00	\$ 659,543.00	\$ 530,601.00	\$ 573,520.00	\$ 1,514,845.00

BARNEGAT TOWNSHIP SCHOOL DISTRICT
INSURANCE SCHEDULE
June 30, 2022
Unaudited

	<u>COVERAGE TYPE</u>	<u>COVERAGE</u>	<u>DEDUCTIBLE</u>
SCHOOL PACKAGE POLICY			
Property Including:	Replacement Value	\$ 500,000,000.00	\$ 2,500.00
- Inland Marine	Included	\$ 250,000,000.00 *	\$ 2,500.00
- Boiler and Machinery	Included	\$ 100,000,000.00	\$ 2,500.00
- Crime - Blanket Fidelity	Included	\$ 500,000.00	\$ 1,000.00
(All Risk Including Earthquake & Flood)			
Automotive Physical Damage	Included	Replacement Cost ACV-other than busses	\$ 1,000.00
General Liability	Included	\$ 10,000,000.00	None
- FDLL		\$ 2,500,000.00	None
- Medical Payments		\$ 10,000.00	None
School Board Legal Liability			
*Defense cost outside of limit		\$ 10,000,000.00	\$ 10,000.00
WORKERS COMPENSATION			
Employers Liability	Coverage A Coverage B	NJ Statutory \$ 5,000,000.00	N/A N/A
SCHOOL ACCIDENT INSURANCE			
Compulsory		\$ 1,000,000.00	N/A
SURETY BONDS:			
Treasurer		\$310,000	N/A
School Business Administrator		\$273,000	N/A
STORAGE TANK POLLUTION LIABILITY		\$ 1,000,000.00	\$ 250,000.00
EXCESS LIABILITY		\$30,000,000	N/A
Environmental Liability		1,000,000	50,000

Source: District Records

This page intentionally left blank

SINGLE AUDIT SECTION

Fourth Section

This page intentionally left blank



EXHIBIT K-1

INDEPENDENT AUDITOR'S REPORT ON INTERNAL CONTROL OVER FINANCIAL REPORTING AND ON COMPLIANCE AND OTHER MATTERS BASED ON AN AUDIT OF FINANCIAL STATEMENTS PERFORMED IN ACCORDANCE WITH *GOVERNMENT AUDITING STANDARDS*

Honorable President and Members
of the Board of Education
Barnegat Township School District
County of Ocean
Barnegat, New Jersey 08005

We have audited, in accordance with the auditing standards generally accepted in the United States of America and the standards applicable to financial audits contained in Government Auditing Standards issued by the Comptroller General of the United States and audit requirements as prescribed by the Office of School Finance, Department of Education, State of New Jersey, the financial statements of the governmental activities, the business-type activities, each major fund and the aggregate remaining fund information of the Barnegat Township School District as of and for the year ended June 30, 2022, and the related notes to the financial statements, which collectively comprise the School District's basic financial statements, and have issued our report thereon dated March 10, 2023.

Report on Internal Control Over Financial Reporting

In planning and performing our audit of the financial statements, we considered the Barnegat Township School District's internal control over financial reporting (internal control) as a basis for designing audit procedures that are appropriate in the circumstances for the purpose of expressing our opinions on the financial statements, but not for the purpose of expressing an opinion on the effectiveness of the School District's internal control. Accordingly, we do not express an opinion on the effectiveness of the Barnegat Township School District's internal control.

A deficiency in internal control exists when the design or operation of a control does not allow management or employees, in the normal course of performing their assigned functions, to prevent, or detect and correct, misstatements on a timely basis. A *material weakness* is a deficiency, or a combination of deficiencies, in internal control, such that there is a reasonable possibility that a material misstatement of the entity's financial statements will not be prevented, or detected and corrected on a timely basis. A *significant deficiency* is a deficiency, or a combination of deficiencies, in internal control that is less severe than a material weakness, yet important enough to merit attention by those charged with governance.

Our consideration of internal control was for the limited purpose described in the first paragraph of this section and was not designed to identify all deficiencies in internal control that might be material weaknesses or significant deficiencies. Given these limitations, during our audit we did not identify any deficiencies in internal control that we consider to be material weaknesses. However, material weaknesses or significant deficiencies may exist that have not been identified.

Report on Compliance and Other Matters

As part of obtaining reasonable assurance about whether the School District's financial statements are free from material misstatement, we performed tests of its compliance with certain provisions of laws, regulations, contracts, and grant agreements, noncompliance with which could have a direct and material effect on the determination of financial statement. However, providing an opinion on compliance with those provisions was not an objective of our audit, and accordingly, we do not express such an opinion. The results of our tests disclosed no instances of noncompliance or other matters that are required to be reported under Government Auditing Standards, and audit requirements as prescribed by the Office of School Finance, Department of Education, State of New Jersey.

Purpose of This Report

The purpose of this report is solely to describe the scope of our testing of internal control and compliance and the results of that testing, and not to provide an opinion on the effectiveness of the School District's internal control or on compliance. This report is an integral part of an audit performed in accordance with Government Auditing Standards and audit requirements as prescribed by the Office of School Finance, Department of Education, State of New Jersey, and federal and state awarding agencies and pass-through entities, in considering the School District's internal control and compliance. Accordingly, this communication is not suitable for any other purpose.

Respectfully Submitted,

HOLMAN FRENIA ALLISON, P.C.

Matthew F. Holman
Certified Public Accountant
Public School Accountant, #20CS00260100

Lakewood, New Jersey
March 10, 2023



EXHIBIT K-2

**INDEPENDENT AUDITOR'S REPORT ON COMPLIANCE FOR EACH MAJOR
PROGRAM AND ON INTERNAL CONTROL OVER COMPLIANCE REQUIRED BY
THE UNIFORM GUIDANCE AND NEW JERSEY OMB CIRCULAR 15-08**

Honorable President and Members
of the Board of Education
Barnegat Township School District
County of Ocean
Barnegat, New Jersey 08005

Report on Compliance for Each Major Federal and State Program

Opinion on Each Major Federal and State Program

We have audited the Barnegat Township School District's compliance with types of compliance requirements identified as subject to audit in the OMB *Compliance Supplement* and the New Jersey State Aid/Grant Compliance Supplement that could have a direct and material effect on each of the School District's major federal and state programs for the fiscal year ended June 30, 2022. The Barnegat Township School District's major federal and state programs are identified in the summary of auditor's results section of the accompanying schedule of findings and questioned costs.

In our opinion, the Barnegat Township School District complied, in all material respects, with the types of compliance requirements referred to above that could have a direct and material effect on each of its major federal and state programs for the year ended June 30, 2022.

Basis for Opinion on Each Major Federal and State Program

We conducted our audit of compliance in accordance with auditing standards generally accepted in the United States of America; the standards applicable to financial audits contained in *Government Auditing Standards*, issued by the Comptroller General of the United States; Title 2 U.S. *Code of Federal Regulations* Part 200, *Uniform Administrative Requirements, Cost Principles, and Audit Requirements for Federal Awards (Uniform Guidance)*; New Jersey OMB's Circular 15-08, *Single Audit Policy for Recipients of Federal Grants, State Grants and State Aid*; and the audit requirements prescribed by the Office of School Finance, Department of Education, State of New Jersey. Our responsibilities under those standards, the Uniform Guidance and New Jersey's OMB Circular 15-08 are further described in the Auditor's Responsibilities for the Audit of Compliance section of our report.

We are required to be independent of the Barnegat Township School District and to meet our other ethical responsibilities, in accordance with relevant ethical requirements relating to our audit. We believe that the audit evidence we have obtained is sufficient and appropriate to provide a basis for our opinion on compliance for each major federal and state program. Our audit does not provide a legal determination of the School District's compliance with the compliance requirements referred to above.

Responsibilities of Management for Compliance

Management is responsible for compliance with the requirements referred to above and for the design, implementation, and maintenance of effective internal control over compliance with the requirements of laws, statutes, regulations, rules and provisions of contracts of grant agreements applicable to the Barnegat Township School District's federal and state programs.

Auditor's Responsibilities for the Audit of Compliance

Our objectives are to obtain reasonable assurance about whether material noncompliance with the compliance requirements referred to above occurred, whether due to fraud or error, and express an opinion on the Barnegat Township School District's compliance based on our audit. Reasonable assurance is a high level of assurance but is not absolute assurance and therefore is not a guarantee that an audit conducted in accordance with generally accepted auditing standards, Government Auditing Standards, the Uniform Guidance and New Jersey OMB's Circular 15-08 audit requirements prescribed by the Office of School Finance, Department of Education, State of New Jersey will always detect material noncompliance when it exists. The risk of not detecting material noncompliance resulting from fraud is higher than for that resulting from error, as fraud may involve collusion, forgery, intentional omissions, misrepresentations, or the override of internal control. Noncompliance with compliance requirements referred to above is considered material if there is a substantial likelihood that, individually or in aggregate, it would influence the judgment made by a reasonable user of the report on compliance about the School District's compliance with the requirements of each major federal and state program as a whole.

In performing an audit in accordance with generally accepted auditing standards, *Government Auditing Standards*, the

- Exercise professional judgment and maintain professional skepticism throughout the audit.
- Identify and assess the risks of material noncompliance, whether due to fraud or error, and design and perform audit procedures responsive to those risks. Such procedures include examining, on a test basis, evidence regarding the School District's compliance with compliance requirements referred to above and performing such other procedures as we considered necessary in the circumstances.
- Obtain an understanding of the School District's internal control over compliance relevant to the audit in order to design audit procedures that are appropriate in the circumstances and to test and report on internal control over compliance in accordance with the Uniform Guidance and New Jersey OMB's Circular 15-08, but not for the purpose of expressing an opinion on the effectiveness of the School District's internal control over compliance. Accordingly, no such opinion is expressed.

We are required to communicate with those charged with governance regarding, among other matters, the planned scope and timing of the audit and any significant deficiencies and material weaknesses in internal control over compliance that we identified during the audit.

Report on Internal Control Over Compliance

A deficiency in internal control over compliance exists when the design or operation of a control over compliance does not allow management or employees, in the normal course of performing their assigned functions, to prevent, or detect and correct, noncompliance with a type of compliance requirement of a federal or state program on a timely basis. *A material weakness in internal control over compliance* is a deficiency, or combination of deficiencies, in internal control over compliance, such that there is a reasonable possibility that material noncompliance with a type of compliance requirement of a federal or state program will not be prevented, or detected and corrected, on a timely basis. *A significant deficiency in internal control over compliance* is a deficiency, or a combination of deficiencies, in internal control over compliance with a type of compliance requirement of a federal or state program that is less severe than a material weakness in internal control over compliance, yet important enough to merit attention by those charged with governance.

Our consideration of internal control over compliance was for the limited purpose described in the Auditor's Responsibilities for the Audit of Compliance section above and was not designed to identify all deficiencies in internal control over compliance that might be material weaknesses or significant deficiencies in internal control over compliance. Given these limitations, during our audit we did not identify any deficiencies in internal control over compliance that we consider to be material weaknesses, as defined above. However, material weaknesses or significant deficiencies in internal control over compliance may exist that were not identified.

Our audit was not designed for the purpose of expressing an opinion on the effectiveness of internal control over compliance. Accordingly, no such opinion is expressed.

The purpose of this report on internal control over compliance is solely to describe the scope of our testing of internal control over compliance and the results of that testing based on the requirements of the Uniform Guidance and New Jersey OMB's Circular 15-08. Accordingly, this report is not suitable for any other purpose.

Respectfully Submitted,

HOLMAN FRENIA ALLISON, P.C.

Matthew F. Holman

Certified Public Accountant

Public School Accountant, #20CS00260100

Lakewood, New Jersey

March 10, 2023

This page intentionally left blank

This page intentionally left blank

This page intentionally left blank

BARNEGAT TOWNSHIP SCHOOL DISTRICT
NOTES TO SCHEDULES OF EXPENDITURES OF FEDERAL AWARDS AND STATE
FINANCIAL ASSISTANCE
YEAR ENDED JUNE 30, 2022

Note 1. Basis of Presentation

The accompanying schedules of expenditures of federal awards and state financial assistance present the activity of all federal awards and state financial assistance programs of the Barnegat Township School District. The School District is defined in Note 1 of the basic financial statements. The information in these schedules is presented in accordance with the requirements of Title 2 U.S. Code of Federal Regulations (CFR) Part 200, Uniform Administrative Requirements, Cost Principles, and Audit Requirements for Federal Awards (Uniform Guidance) and New Jersey OMB's Circular 15-08, Single Audit Policy for Recipients of Federal Grants, State Grants and State Aid. All federal and state awards received directly from federal and state agencies, as well as federal awards and state financial assistance passed through other government agencies is included on the schedule of expenditures of federal awards and state financial assistance.

Note 2. Summary of Significant Accounting Policies

The accompanying schedules of expenditures of federal awards and state financial assistance are presented using the budgetary basis of accounting with the following exception: programs recorded in the enterprise fund are presented using the accrual basis of accounting and programs recorded in the capital projects fund are presented using the modified accrual basis of accounting. These bases of accounting are described in Note 1 to the School District's basic financial statements. The information in this schedule is presented in accordance with the requirements of Title 2 U.S. Code of Federal Regulations (CFR) Part 200, *Uniform Administrative Requirements, Cost Principles, and Audit Requirements for Federal Awards* and New Jersey OMB's Circular 15-08, *Single Audit Policy for Recipients of Federal Grants, State Grants and State Aid*. Therefore, some amounts presented in this schedule may differ from amounts presented in, or used in the preparation of, the basic financial statements.

The School District did not elect the 10-percent de minimis indirect cost rate as discussed in 2 CFR 200.414.

Revenues and expenditures reported under the Food Distribution Program represent current year value received and current year distributions respectively. The amount reported as TPAF Pension Contributions represents the amount paid by the state on behalf of the School District for the year ended June 30, 2022. TPAF Social Security Contributions represents the amount reimbursed by the state for the employer's share of social security contributions for TPAF members for the year ended June 30, 2022.

BARNEGAT TOWNSHIP SCHOOL DISTRICT
NOTES TO SCHEDULES OF EXPENDITURES OF FEDERAL AWARDS AND STATE
FINANCIAL ASSISTANCE
YEAR ENDED JUNE 30, 2022 (Continued)

Note 3. Relationship to Basic Financial Statements

The basic financial statements present the general fund and special revenue fund on a GAAP basis. Budgetary comparison statements or schedules (RSI) are presented for the general fund and special revenue fund to demonstrate finance-related legal compliance in which certain revenue is permitted by law or grant agreement to be recognized in the audit year, whereas for GAAP reporting, revenue is not recognized until the subsequent year or when expenditures have been made.

The general fund is presented in the accompanying schedules on the modified accrual basis with the exception of the revenue recognition of the one or more deferred June state aid payments in the current budget year, which is mandated pursuant to *N.J.S.A.* 18A:22-44.2. For GAAP purposes payments are not recognized until the subsequent budget year due to the state deferral and recording of the one or more June state aid payments in the subsequent year. The special revenue fund is presented in the accompanying schedules on the grant accounting budgetary basis, which recognizes encumbrances as expenditures and also recognizes the related revenues, whereas the GAAP basis does not. The special revenue fund also recognizes the one or more state aid June payments in the current budget year, consistent with *N.J.S.A.* 18A:22-4.2.

The net adjustment to reconcile from the budgetary basis to the GAAP basis is (\$96,903.00) for the general fund and (\$1,622,413.36) for the special revenue fund. See Exhibit C-3 Note A of the basic financial statements, for a reconciliation of the budgetary basis to the modified accrual basis of accounting for the general and special revenue funds. Awards and financial assistance expenditures reported in the School District's basic financial statements on a GAAP basis are presented as follows:

<u>Fund</u>	<u>Federal</u>	<u>State</u>	<u>Total</u>
General Fund	\$ 87,905.35	\$ 35,073,557.02	\$ 35,161,462.37
Special Revenue Fund	4,907,941.32	5,033,357.47	9,941,298.79
Debt Service Fund	-	384,462.00	384,462.00
Food Service Fund	2,394,878.48	42,143.90	2,437,022.38
Total Awards & Financial Assistance	<u>\$ 7,390,725.15</u>	<u>\$ 40,533,520.39</u>	<u>\$ 47,924,245.54</u>

Note 4. Relationship to Federal and State Financial Reports

Amounts reported in the accompanying schedules agree with the amounts reported in the related federal and state financial reports.

Note 5. Federal and State Loans Outstanding

The Barnegat Township School District had no loan balances outstanding at June 30, 2022.

**BARNEGAT TOWNSHIP SCHOOL DISTRICT
SCHEDULE OF FINDINGS AND QUESTIONED COSTS
YEAR ENDED JUNE 30, 2022**

Section I - Summary of Auditor's Results

Financial Statements

Type of auditor's report issued Unmodified

Internal control over financial reporting:

1) Material weakness(es) identified? yes X no

2) Significant deficiency(ies) identified? yes X none reported

Noncompliance material to financial statements noted? yes X no

Federal Awards

Internal control over major programs:

1) Material weakness(es) identified? yes X no

2) Significant deficiency(ies) identified? yes X none reported

Type of auditor's report issued on compliance for major programs Unmodified

Any audit findings disclosed that are required to be reported in accordance with 2 CFR 200 section .516(a) of Uniform Guidance? yes X no

Identification of major programs:

<u>Assistance Listing Number(s)</u>	<u>FAIN Number(s)</u>	<u>Name of Federal Program or Cluster</u>
<u>84.425</u>	<u>S425D200027</u>	<u>Education Stabilization Fund (ESF)</u>
	<u>S425D210027</u>	
	<u>S425U210027</u>	
	<u>S425W210027</u>	

Dollar threshold used to determine Type A programs \$ 750,000.00

Auditee qualified as low-risk auditee? X yes no

**BARNEGAT TOWNSHIP SCHOOL DISTRICT
SCHEDULE OF FINDINGS AND QUESTIONED COSTS
YEAR ENDED JUNE 30, 2022**

Section I - Summary of Auditor's Results (Continued)

State Financial Assistance

Dollar threshold used to determine Type A programs	\$	750,000.00
Auditee qualified as low-risk auditee?	<u> X </u> yes	<u> </u> no
Internal control over major programs:		
1) Material weakness(es) identified?	<u> </u> yes	<u> X </u> no
2) Significant deficiency(ies) identified?	<u> </u> yes	<u> X </u> none reported
Type of auditor's report issued on compliance for major programs		Unmodified
Any audit findings disclosed that are required to be reported in accordance with New Jersey OMB's Circular 15-08?	<u> </u> yes	<u> X </u> no

Identification of major programs:

<u>State Grant/Project Number(s)</u>	<u>Name of State Program</u>
495-034-5120-044	Extraordinary Aid
495-034-5094-003	Reimbursed TPAF Social Security Contributions
495-034-5120-086	Preschool Education Aid

**BARNEGAT TOWNSHIP SCHOOL DISTRICT
SCHEDULE OF FINDINGS AND QUESTIONED COSTS
YEAR ENDED JUNE 30, 2022**

Section II - Financial Statement Findings

This section identifies the significant deficiencies, material weaknesses and instances of noncompliance related to the basic financial statements that are required to be reported in accordance with *Government Auditing Standards* and with audit requirements prescribed by the Division of Administration and Finance, Department of Education, State of New Jersey.

None.

**BARNEGAT TOWNSHIP SCHOOL DISTRICT
SCHEDULE OF FINDINGS AND QUESTIONED COSTS
YEAR ENDED JUNE 30, 2022**

Section III - Federal Awards & State Financial Assistance Findings & Questioned Costs

This section identifies the significant deficiencies, material weaknesses and instances of noncompliance, including questioned costs, related to the audit of major federal and state programs, as required by Title 2 U.S. Code of Federal Regulations (CFR) Part 200, Uniform Administrative Requirements, Cost Principals, and Audit Requirements for Federal Awards (Uniform Guidance) and New Jersey OMB's Circular 15-08.

FEDERAL AWARDS

None.

STATE FINANCIAL ASSISTANCE

None.

**BARNEGAT TOWNSHIP SCHOOL DISTRICT
SUMMARY SCHEDULE OF PRIOR YEAR AUDIT FINDINGS
AND QUESTIONED COSTS AS PREPARED BY MANAGEMENT
YEAR ENDED JUNE 30, 2022**

This section identifies the status of prior year findings related to the financial statements, federal awards and state financial assistance that are required to be reported in accordance with Government Auditing Standards, Title 2 U.S. Code of Federal Regulations (CFR) Part 200, Uniform Administrative Requirements, Cost Principals, and Audit Requirements for Federal Awards (Uniform Guidance), and New Jersey OMB's Circular 15-08.

Financial Statement Findings

No Prior Year Findings.

Federal Awards

No Prior Year Findings.

State Financial Assistance

No Prior Year Findings.